

TELECOM REGULATORY AUTHORITY OF INDIA
New Delhi, 17th September, 2021

Corrigendum to press release no. 37/2021 dated 23rd August, 2021

M/s Bharti Airtel Limited has reported an inadvertent error in its HLR for the month of May, 2021. Subsequent to the said change, the relevant extracts of Section I, II, III & IV and Annexure-I of press release no. 37/2021, may be read as follows: -

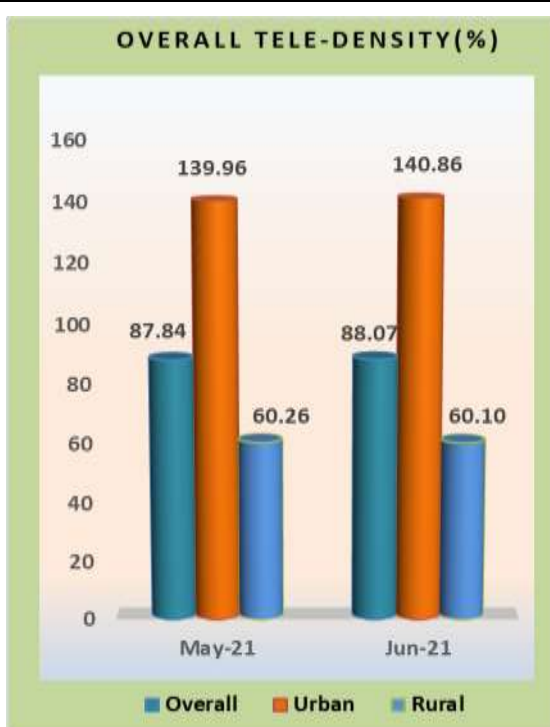
Highlights of Telecom Subscription Data as on 30th June, 2021

Particulars	Wireless	Wireline	Total (Wireless+ Wireline)
Urban Telephone Subscribers (Million)	646.29	19.80	666.10
Net Addition in June, 2021 (Million)	5.18	0.10	5.28
Monthly Growth Rate	0.81%	0.52%	0.80%
Rural Telephone Subscribers (Million)	534.54	1.93	536.47
Net Addition in June, 2021 (Million)	-1.18	-0.03	-1.21
Monthly Growth Rate	-0.22%	-1.59%	-0.23%

I Total Telephone Subscribers

- The number of telephone subscribers in India increased from 1,198.50 million at the end of May-21 to 1,202.57 million at the end of June-21, thereby showing a monthly growth rate of 0.34%. Urban telephone subscription increased from 660.82 million at the end of May-21 to 666.10 million at the end of Jun-21, however, the rural subscription decreased from 537.69 million to 536.47 million during the same period. The monthly growth rates of urban and rural telephone subscription were 0.80% and -0.23% respectively during the month of June-21.





- The overall Tele-density in India increased from 87.84% at the end of May-21 to 88.07% at the end of Jun-21. The Urban Tele-density increased from 139.96% at the end of May-21 to 140.86% at the end of Jun-21, however Rural Tele-density decreased from 60.26% to 60.10% during the same period. The share of urban and rural subscribers in total number of telephone subscribers at the end of June-21 was 55.39% and 44.61% respectively.

II Category-wise Growth in subscriber base

Circle Category-wise Net Additions in Telephone Subscribers in the month of June 2021

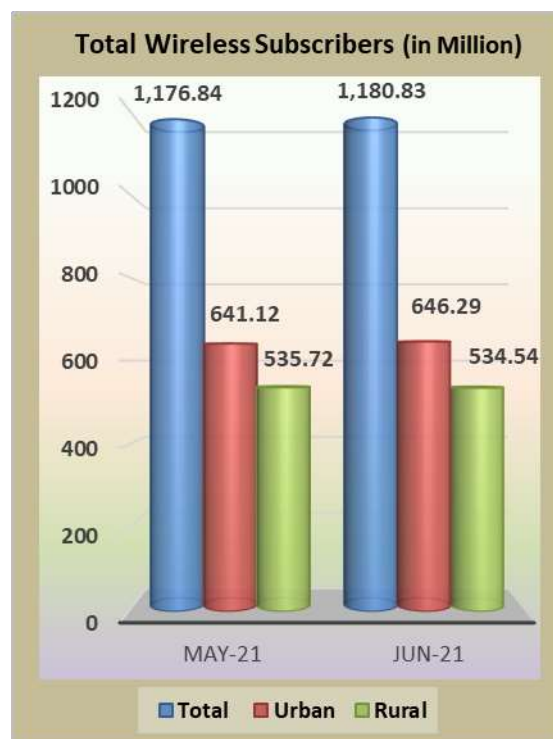
Circle Category	Net additions in the month of June, 2021
Wireless segment	
Circle A	1,371,327
Circle B	1,235,465
Circle C	649,587
Metro	735,638
All India	3,992,017

Circle Category-wise monthly Growth Rates in Telephone Subscribers in the month of June 2021

Circle Category	Monthly growth rate (%) (May-21 to June-21)
Wireless segment	
Circle A	0.34%
Circle B	0.26%
Circle C	0.36%
Metro	0.63%
All India	0.34%

III Wireless subscriber

- Total wireless subscribers increased from 1,176.84 million at the end of May-21 to 1,180.83 million at the end of June-21, thereby registering a monthly growth rate of 0.34%. Wireless subscription in urban areas increased from 641.12 million at the end of May-21 to 646.29 million at the end of June-21 however, wireless subscription in rural areas decreased from 535.72 million to 534.54 million during the same period. Monthly growth rates of urban and rural wireless subscription were 0.81% and -0.22% respectively.

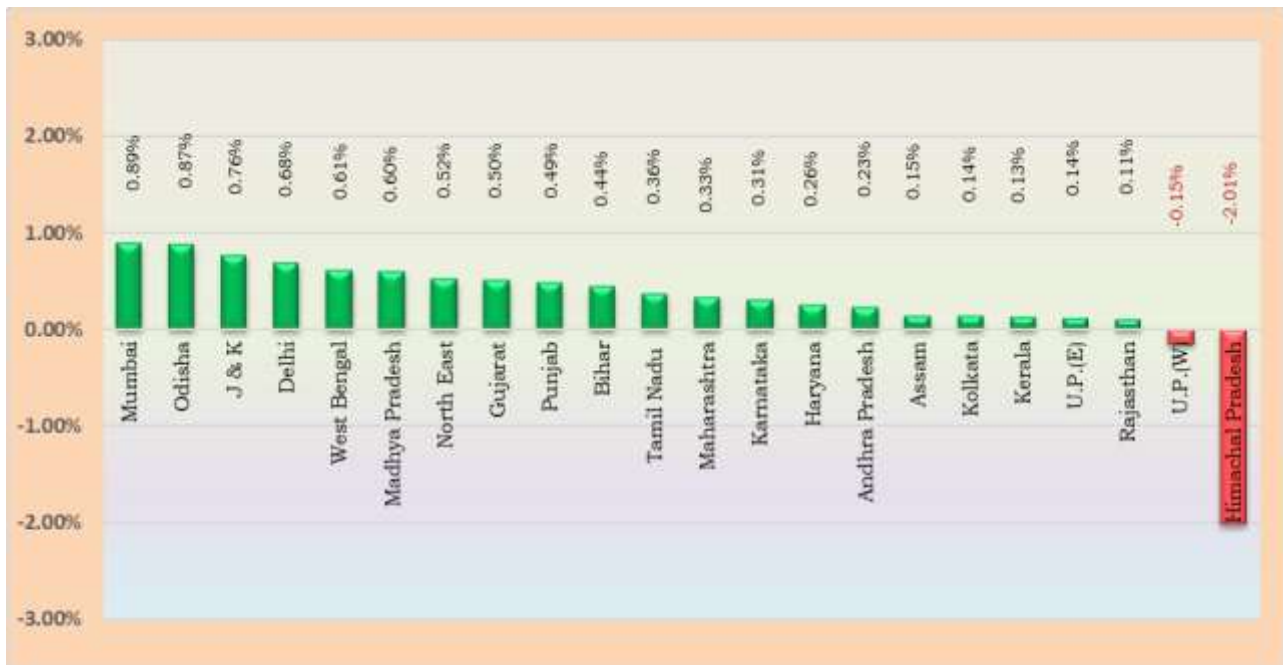




- The Wireless Tele-density in India increased from 86.25% at the end of May-21 to 86.48% at the end of June-21. The Urban Wireless Tele-density increased from 135.79% at the end of May-21 to 136.67% at the end of June-21 however, Rural Tele-density decreased from 60.04% to 59.89% during the same period. Detailed statistics of wireless subscriber base is available at **Annexure-I**.

IV Growth in Wireless Subscribers

Service Area-wise Monthly Growth Rate of Wireless Subscribers in the month of June, 2021



- Except U.P. (West) and Himachal Pradesh service area, all service areas showed growth in their wireless subscribers during the month of June-21.

NOTE: All other tables/charts/text shall however remain unaltered as thereof in press release no. 37/2021 dated 23rd August, 2021.

Wireless Subscriber Base																Annexure-I	
Circle	Bharti Airtel (including Tata Tele.)		Reliance Com.		Vodafone Idea		BSNL		BSNL (VNO's)		MTNL		Reliance Jio		Total		Net Addition
	May-21	Jun-21	May-21	Jun-21	May-21	Jun-21	May-21	Jun-21	May-21	Jun-21	May-21	Jun-21	May-21	Jun-21	May-21	Jun-21	
Andhra Pradesh	30821388	31207814	938	936	15315444	15084844	9192651	9140635					32146712	32245396	87477133	87679625	202492
Assam	9386855	9396665			3129613	3060431	3057755	3065743					9450522	9538264	25024745	25061103	36358
Bihar	35825350	36148989	153	145	11662759	11303641	5736135	5645664					33067494	33575643	86291891	86674082	382191
Delhi	15945920	16216300	440	440	15978312	15925885					2160035	2159136	19981390	20132835	54066097	54434596	368499
Gujarat	11939094	12109206	189	189	25022251	24784722	5891951	5767026					26797458	27341384	69650943	70002527	351584
Haryana	5458223	5563549	71	71	8226254	8085635	5010614	4981792					9272994	9409915	27968156	28040962	72806
Himachal Pradesh	3234545	3289031	96	96	646962	631358	2995317	2683988					4201402	4250862	11078322	10855335	-222987
J & K	5417132	5503692	0	0	484944	473157	1272874	1269448					4647452	4665785	11822402	11912082	89680
Karnataka	29751883	30184161	1744	1739	8849389	8564344	7156832	7145249					21847733	21921576	67607581	67817069	209488
Kerala	6718649	6838692	444	430	17021822	16732881	10896006	10838814					10395303	10680602	45032224	45091419	59195
Kolkata	5701421	5774553	27	27	6621148	6535798	2466608	2404595					11438926	11551066	26228130	26266039	37909
Madhya Pradesh	15160967	15407691	337	270	21110885	20855780	6200881	6108851					35538446	36109079	78011516	78481671	470155
Maharashtra	19220915	19373348	332	320	31283854	30711593	6743800	6748783					37069773	37793654	94318674	94627698	309024
Mumbai	9446035	9609501	814	1962	11106524	11155817					1130785	1126838	15224364	15343634	36908522	37237752	329230
North East	5373803	5415783	0	0	1348960	1325196	1369472	1367453					4335591	4383650	12427826	12492082	64256
Odisha	11061566	11160980	191	191	2253847	2189554	6409243	6421333					14742014	14994892	34466861	34766950	300089
Punjab	11352886	11518485	338	335	8609759	8501752	5505616	5425005					13240912	13452454	38709511	38898031	188520
Rajasthan	21449996	21740227	295	284	11973038	11776030	6170809	6051660					25886616	25984290	65480754	65552491	71737
Tamil Nadu	26836154	27217937	673	610	19014909	18652929	10659589	10789760	51054	51076			25732759	25881565	82295138	82593877	298739
U.P.(E)	35610112	35771527	319	297	21949776	21345731	11260414	11204795					32473715	33094058	101294336	101416408	122072
U.P.(W)	17395330	17319169	250	227	19183593	19084492	5796235	5748559					21516605	21641370	63892013	63793817	-98196
West Bengal	15189268	15342722	911	910	16827402	16550356	2551036	2541042					22217967	22700730	56786584	57135760	349176
Total	348297492	352110022	8562	9479	277621445	273331926	116343838	115350195	51054	51076	3290820	3285974	431226148	436692704	1176839359	1180831376	3992017
Net Addition		3812530		917		-4289519		-993643		22		-4846		5466556	0	3992017	
Rural Subscribers	172860926	171728397	0	0	142210565	139608331	37094370	36630876	0	0	45145	45126	183509862	186524950	535720868	534537680	-1183188

Note: 1. The subscribers of M/s Bharti Airtel includes subscribers of M/s Tata Teleservices Ltd.

2. Virtual Network Operator (VNO) of BSNL has reported its subscriber number from the month of October, 2018.