

File No. 308-7/2012-QoS
TELECOM REGULATORY AUTHORITY OF INDIA
(Quality of Service Division)

Dated: 31st August, 2012

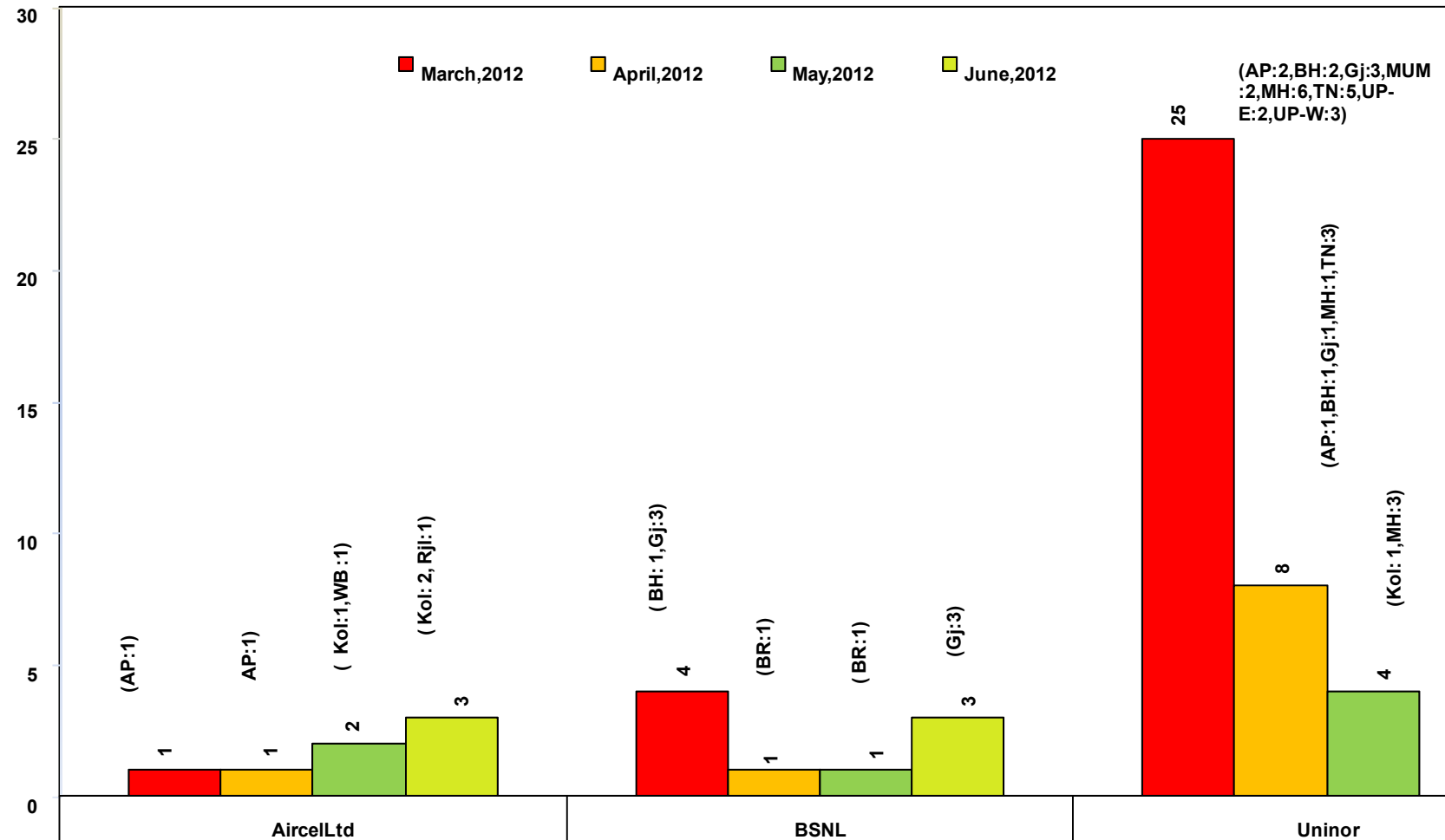
Point of Interconnection (POIs) Congestion report of the Cellular Mobile Telephone Service Providers (CMTS) and Basic Telephone Service (Wireline) Providers for the months of April, May & June 2012.

The growth of mobile network is rapid and about 8 million subscribers are added every month. In order to ensure seamless interconnection, TRAI has been monitoring the level of congestion at the Point of Interconnection (POI) between various service providers on monthly basis. This parameter signifies the ease with which a customer of one network is able to communicate with a customer of another network. This parameter also reflects as to how effective is the interconnection between two networks. The benchmark notified by TRAI in the QoS Regulations for this parameter is <0.5%. This means out of 200 calls between two operators only one call should face congestion. The result of the monitoring reveals that degree of congestion between the operators is far more than the benchmark in number of areas.

A. Cellular Mobile Telephone Service :

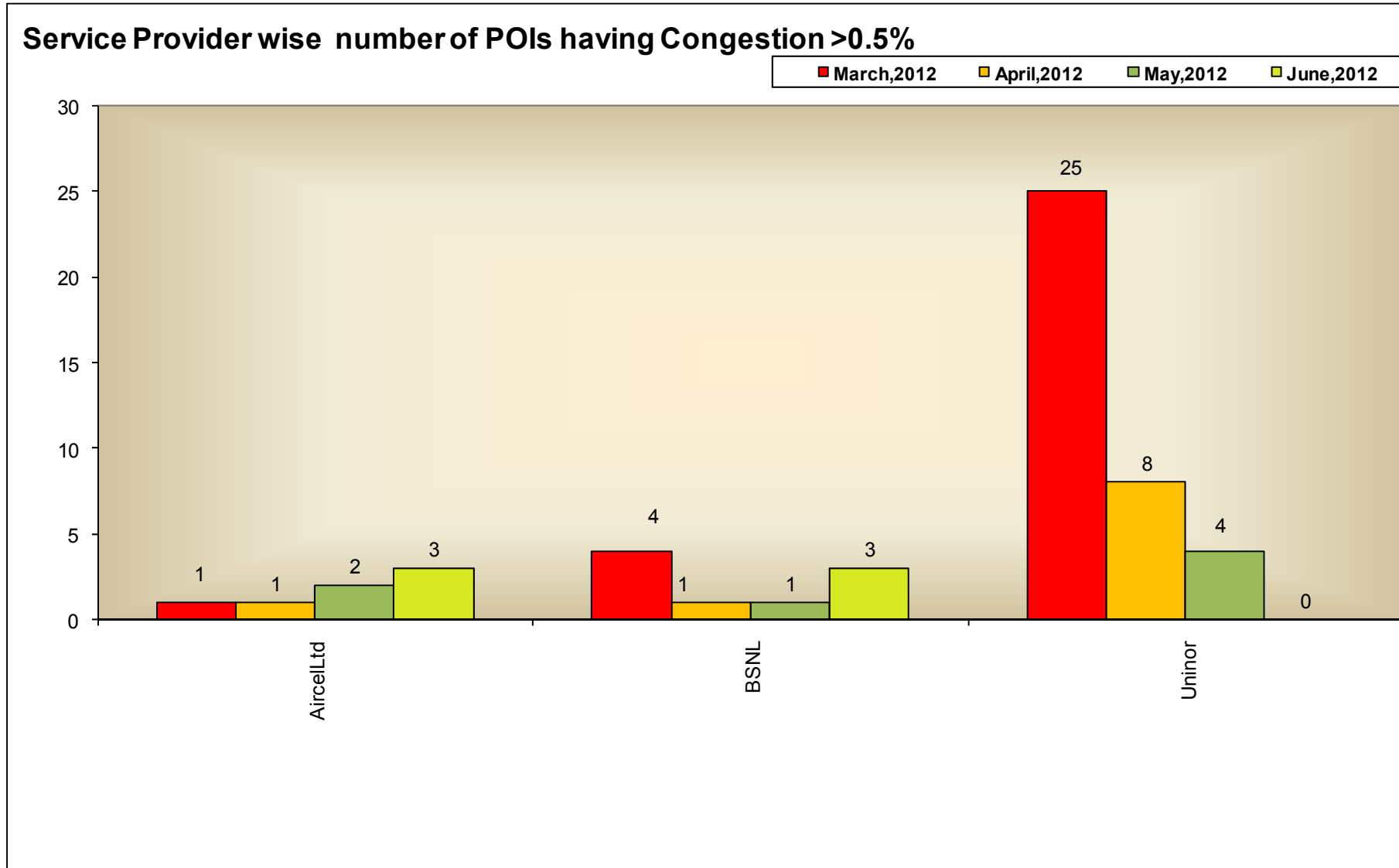
- Cellular Mobile Service Providers (CMSPs) have submitted their POIs Congestion Reports to TRAI for the months of April, May & June 2012.
- This report include only the Service Providers who do not meet TRAI's stipulated POI Congestion benchmark of <0.5% in any of their service areas.
- The POI Congestion Report shows that the performance of the CMSPs with respect to the congestion on POIs has improved in the month of June 2012 as compared with the performance in March 2012. During the period Cellular Mobile Telephone Subscriber base has increased from 919.17 million in March 2012 to 934.09 million in June 2012. The number of POIs having congestion has decreased from 30 in March 2012 to 6 in June 2012.
- Out of these 6 POIs having congestion in June 2012, No POI is having congestion more than 25% as compared to 2 POIs in March 2012.
- Amongst the service providers as of June 2012, the service providers having highest no. of congestion in their POIs – Aircel and BSNL each have (3 POIs)congestion.
- M/s uninor has POI congestion of 8 numbers in April and 4 numbers in May 2012. However, there is no congestion in June.
- The most affected circles/states due to POI congestion are Gujarat (3 no. of congested PoIs), Kol (2 POIs and RJ (1 POI). Detail analysis is given in **Annexure -A**

Service Provider wise & Service Area wise number of POIs having Congestion level >0.5%

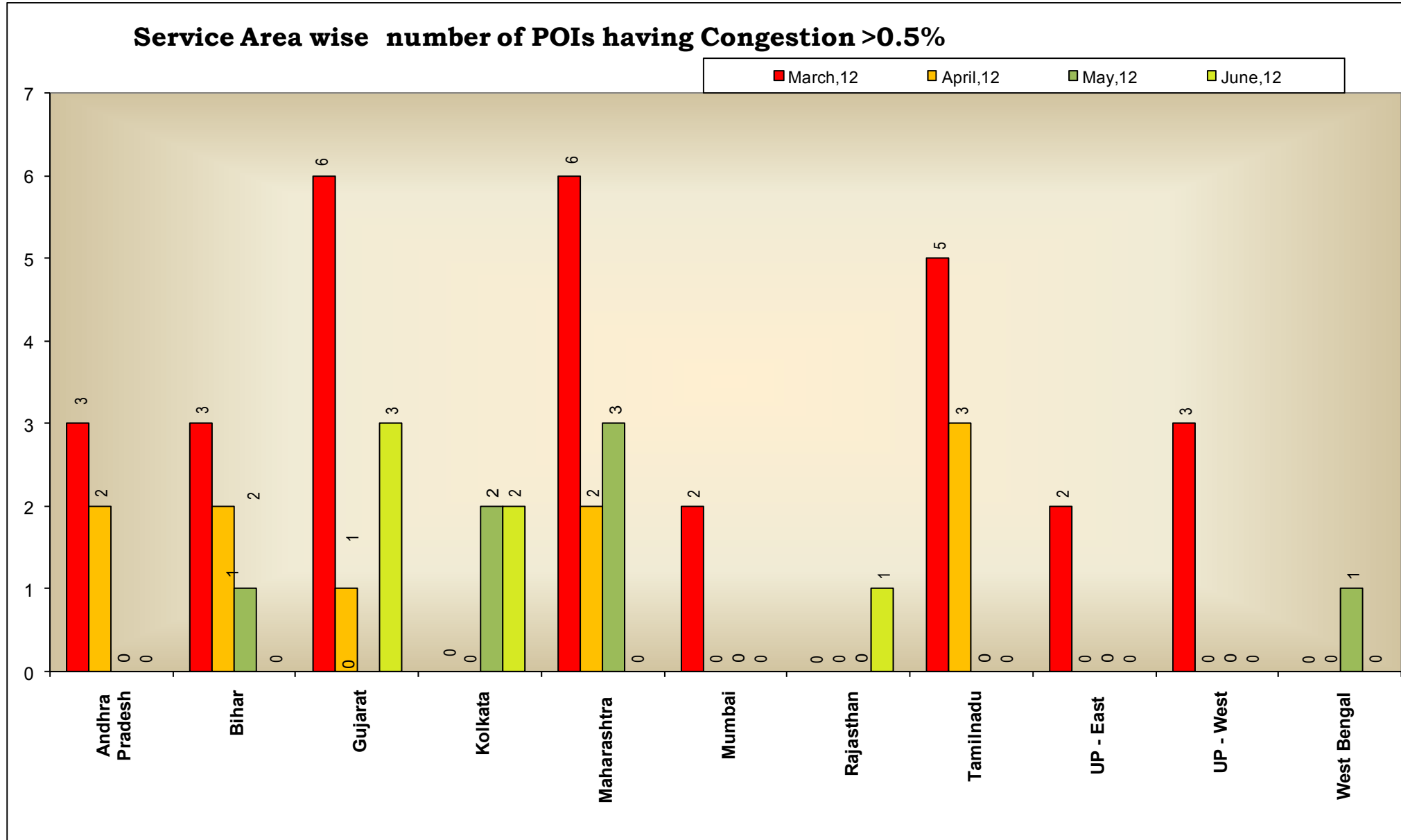


	AircelLtd	BSNL	Uninor
March,2012	1	4	25
April,2012	1	1	8
May,2012	2	1	4
June,2012	3	3	0

(ii) Service Provider wise POI Congestion (CMTS)



(iii) Service Area wise POI Congestion (CMTS)



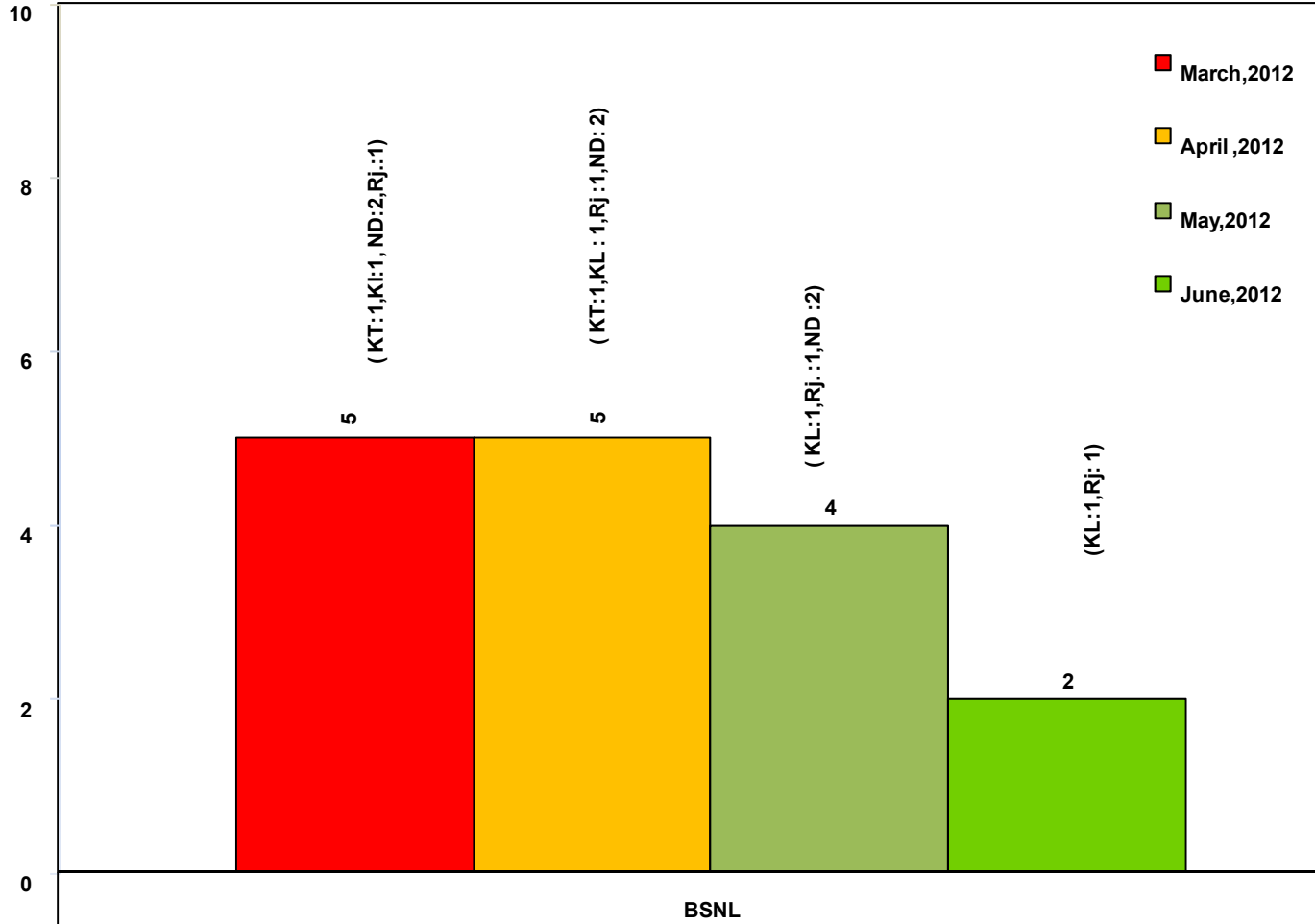
B. Basic Telephone Service (Wireline) :

As per the Regulations, 2009, Basic Telephone Service (Wireline) Providers have submitted their POIs Congestion Reports to TRAI for the months of April, May and June 2012.

- This report include only the Service Providers who do not meet the TRAI stipulated POI Congestion benchmark of <0.5% in any of their service areas.
- The POI Congestion Report shows that the performance of the Basic Telephone Service (Wireline) providers with respect to the congestion on POIs in the month of June,2012 has improved as compared with the performance in March 2012. During the period, Basic Telephone Service (Wireline) Subscriber base has decreased from 32.17 million in March 2012 to 31.43 million in June 2012. The number of POIs having congestion has deceased from 5 in March 2012 to 2 in June 2012.
- Out of these 2 POIs having congestion in June 2012, 1 POI is having congestion more than 25% in June 2012 as compared to 5 POIs in March 2012.
- The Circles/ States affected due to POI congestion are KL (1 POI), and RJ [1 POI]. Detail Analysis is given in **Annexure – B**.

Service provider wise POI Congestion (Basic Telephone Service-wireline)

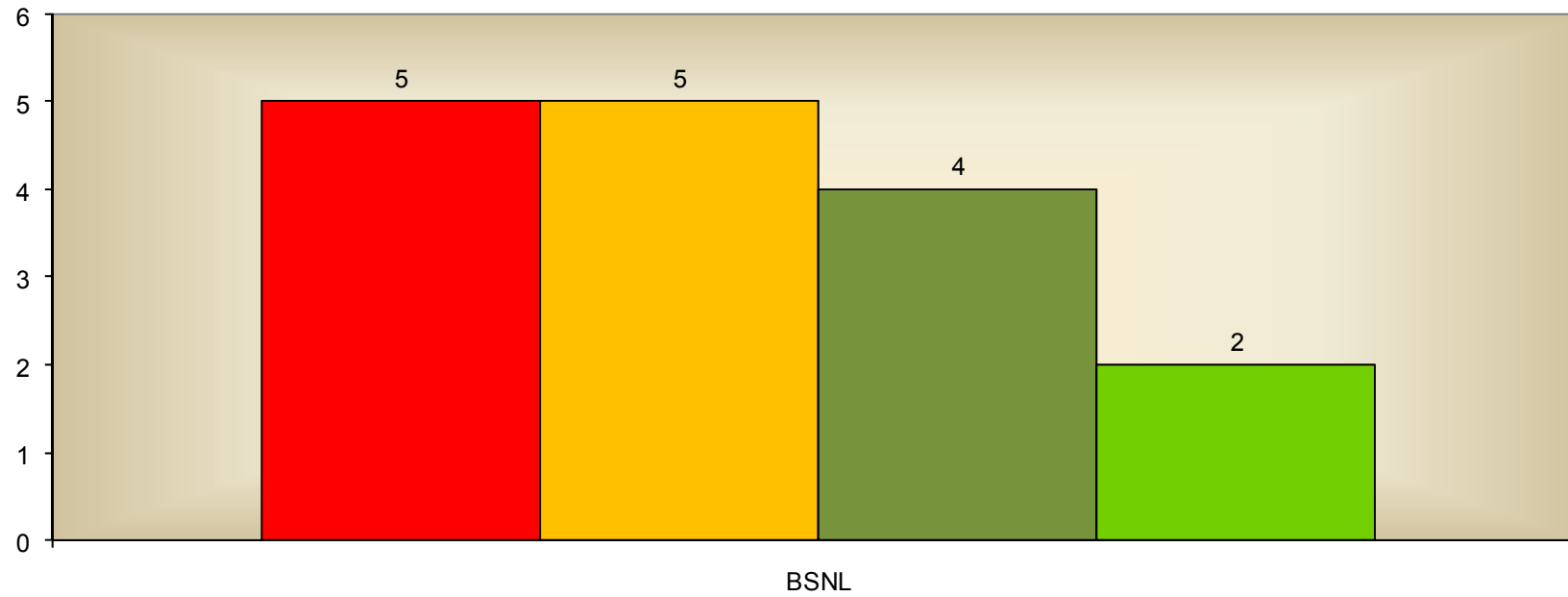
Service Provider wise number of POIs having Congestion level >0.5%



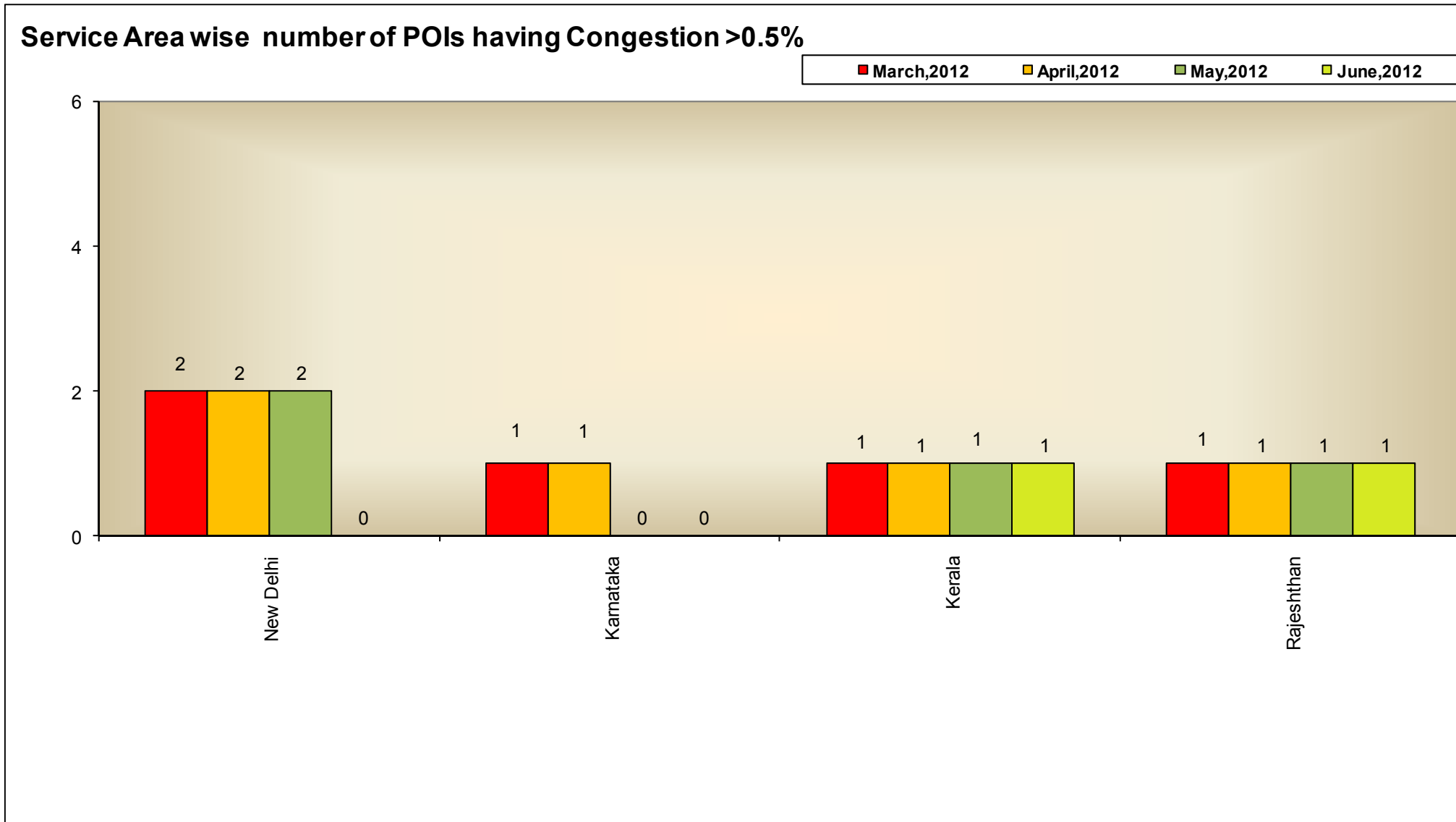
	BSNL
March,2012	5
April,2012	5
May,2012	4
June,2012	2

Service Provider wise number of POIs having Congestion >0.5%

■ March,2012 ■ April ,2012 ■ May,2012 ■ June,2012



(ii) Service Area wise POI congestion (Basic Telephone Service-wireline)



The non-provisioning and insufficient provisioning of telecom circuit resource as per traffic requirements leads to:

- inter-network congestion at the Point of Interconnection (POI)
 - loss of calls
 - repeated call attempts by consumers
 - deterioration in Quality of Service (QoS)
 - consumer dissatisfaction
-

Contact Address in case any clarification required:

Advisor (QoS), TRAI
Mahanagar Doorsanchar Bhawan,
Jawahar Lal Nehru Marg (Old Minto Road),
New Delhi - 110002.
Telephone – 011 - 23230404

Authorised for issue

Advisor (QoS)

Analysis - No. of POIs having congestion level Licenced Service Area wise (CMTS)									
SL. No.	Circles	March,2012		April ,2012		May,2012		June,2012	
		>0.5%	>25%	>0.5%	>25%	>0.5%	>25%	>0.5%	>25%
1	Andhra Pradesh	3	0	2	0	0	0	0	0
2	Assam	0	0	0	0	0	0	0	0
3	Bihar	3	0	2	1	1	1	0	0
4	Chennai	0	0	0	0	0	0	0	0
5	Delhi	0	0	0	0	0	0	0	0
6	Gujarat	6	1	1	1	0	0	3	0
7	Haryana	0	0	0	0	0	0	0	0
8	Himachal Pradesh	0	0	0	0	0	0	0	0
9	J & K	0	0	0	0	0	0	0	0
10	Karnataka	0	0	0	0	0	0	0	0
11	Kerala	0	0	0	0	0	0	0	0
12	Kolkata	0	0	0	0	2	0	2	0
13	Madhya Pradesh	0	0	0	0	0	0	0	0
14	Maharashtra	6	0	2	1	3	1	0	0
15	Mumbai	2	1	0	0	0	0	0	0
16	North East	0	0	0	0	0	0	0	0
17	Orissa	0	0	0	0	0	0	0	0
18	Punjab	0	0	0	0	0	0	0	0
19	Rajasthan	0	0	0	0	0	0	1	0
20	Tamilnadu	5	0	3	0	0	0	0	0
21	UP - East	2	0	0	0	0	0	0	0
22	UP - West	3	0	0	0	0	0	0	0
23	West Bengal	0	0	0	0	1	0	0	0
Total		30	2	10	3	7	2	6	0

Analysis - No. of POIs having congestion level Service Providers wise (CM TS)									
SL. No.	Circles	March,2012		April,2012		May,2012		June,2012	
		>0.5%	>25%	>0.5%	>25%	>0.5%	>25%	>0.5%	>25%
1	AircelLtd	1	0	1	0	2	0	3	0
2	Bharti Airtel	0	0	0	0	0	0	0	0
3	BSNL	4	0	1	1	1	1	3	0
5	Idea	0	0	0	0	0	0	0	0
6	Loop Mobile	0	0	0	0	0	0	0	0
7	Etisalat	0	0	0	0	Not reported	0	Not reported	0
8	MTNL	0	0	0	0	0	0	0	0
9	Quadrant	0	0	0	0	0	0	0	0
10	R Comm.	0	0	0	0	0	0	0	0
11	RTL	0	0	0	0	0	0	0	0
12	S Tel	0	0	0	0	Not reported	0	Not reported	0
13	Sistema	0	0	0	0	0	0	0	0
14	Tata Teleservices	0	0	0	0	0	0	0	0
15	Uninor	25	2	8	2	4	1	0	0
16	Videocon	0	0	0	0	0	0	0	0
17	Vodafone	0	0	0	0	0	0	0	0
Total		30	2	10	3	7	2	6	0

Comparative POI Congestion level of Basic Telephone Service (Wireline) Providers

SL. No.	Circles	March,2012		April ,2012		May ,2012		June,2012	
		>0.5%	>25%	>0.5%	>25%	>0.5%	>25%	>0.5%	>25%
1	BSNL	5	1	5	1	4	1	2	1
Total		5	1	5	1	4	1	2	1

**Analysis - No. of POIs having congestion level Licence Service Area wise
(Basic Telephone-Wireline)**

SL. No.	Circles	March, 2012		April ,2012		May ,2012		June,2012	
		>0.5 %	>25 %	>0.5 %	>25%	>0.5 %	>25 %	>0.5%	>25%
1	Karnataka	1	1	1	1	0	0	0	0
2	Kerala	1	0	1	0	1	0	1	0
3	New Delhi	2	0	2	0	2	0	0	0
4	UP - East	0	0	0	0	0	0	0	0
5	Rajasthan	1	1	1	1	1	1	1	1
6	Tamil Nadu	0	0	0	0	0	0	0	0
7	West Bengal	0	0	0	0	0	0	0	0
Total		5	2	5	2	4	1	2	1

Annexure -A				
POI Congestion Report (Cellular) of M/s Aircel Ltd. for the				
Name of Circle and POIs	Benchmark <0.5%			Remarks
	April,2012	May,2012	June,2012	
Kolkata				
<i>POI with BSNL</i>				
Cellone ROB	0.00%	5.31%	7.02%	
<i>POI with Pri vate Operators</i>				
Asansol L1 TAX	0.00%	0.00%	3.33%	
Rajasthan				
<i>POI with BSNL</i>				
Cellone	0.00%	0.00%	6.02%	
West Bengal				
<i>POI with Pri vate Operators</i>				
Uninor	0.00%	2.90%	0.00%	
Andhra Pradesh				
<i>POI with Pri vate Operators</i>				
Airtel OG	4.30%	0.00%	0.00%	
POI Congestion Report of M/s Unitech Wireless (Uninor) for				
Name of Circle and POIs	Benchmark <0.5%			Remarks
	April,2012	May,2012	June,2012	
Andhra Pradesh				
<i>POI with BSNL Level 1 TAX</i>				
VSNL NLD	0.89%	0.00%	0.00%	
Bihar				
<i>POI with Private Operators</i>				
Aircel (I/O) Patna	0.00%	0.00%	0.00%	
Airtel Marwari Awas	2.99%	0.00%	0.00%	
Gujarat				
<i>POI with Private Operators</i>				
TCL NLD (I/O) Surat	26.76%	0.00%	0.00%	
Kolkata				
<i>POI with Private Operators</i>				
Aircel	0.00%	0.71%	0.00%	
MH				
<i>POI with Private Operators</i>				
TTSL NLD (O)Pune	0.00%	19.63%	0.00%	
Idea _local_ Nagpur-9228	0.00%	48.52%	0.00%	
Airtel GSM(O)Pune	8.89%	6.30%	0.00%	
VSNL NLD (I/O),Pune	36.57%	0.00%	0.00%	

POI Congestion Report (Basic Telephone Service) of M/s BSNL for the month of April, May & June, 2012				
Name of Circle and POIs	Benchmark <0.5%			Remarks of
	April, 2012	May, 2012	June, 2012	
Karnataka				
<i>POI with Pri vate Operators</i>				
Bangalore TAX 4 CEN AXI	31.00%	0.00%	0.00%	
Reliance BSO				
Kerala				
<i>POI with Pri vate Operators</i>				
Reliance NGN ILDO	9.57%	17.50%	8.63%	
Rajeshthan				
<i>POI with Pri vate Operators</i>				
Aircel GSM	50.49%	55.84%	59.09%	
ND				
<i>POI with Pri vate Operators</i>				
Bharti Basic 1	15.82%	8.38%	0.00%	
Reliance ILD	18.74%	15.00%	0.00%	