

**TELECOM REGULATORY AUTHORITY OF INDIA
(Quality of Service Division)**

Dated: 10th February, 2016

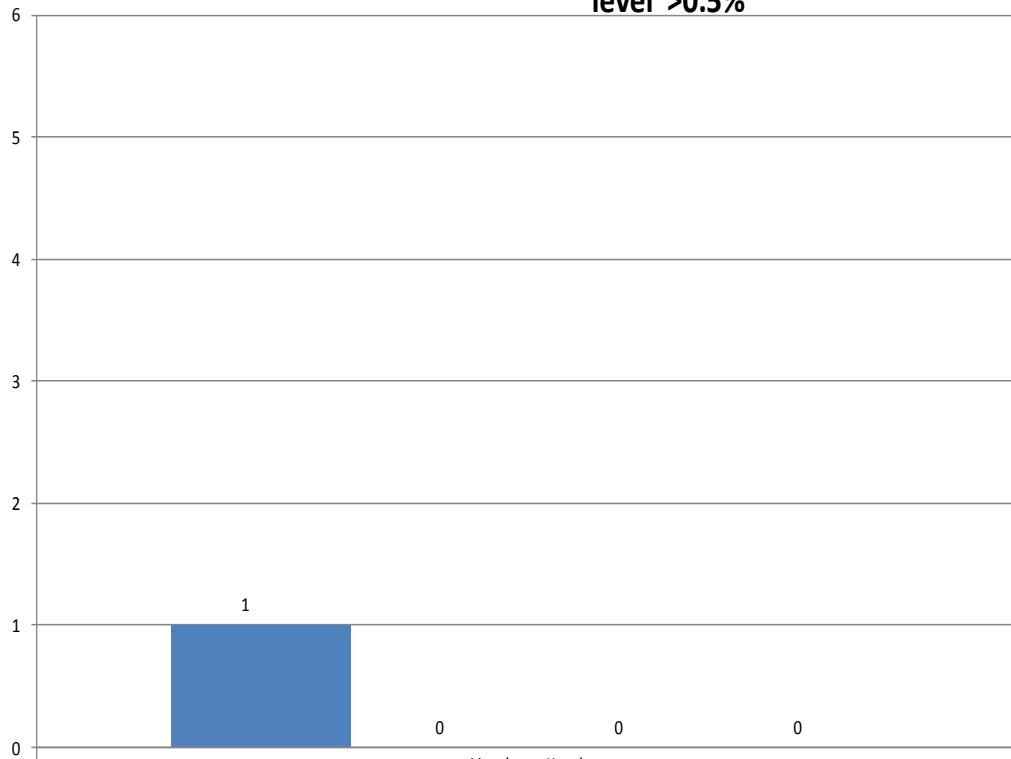
Point of Interconnection (POIs) Congestion report of the Cellular Mobile Telephone Service Providers (CMTS) and Basic Telephone Service (Wireline) Providers for the months of October, November & December, 2015.

TRAI has been monitoring the level of congestion at the Point of Interconnection (POI) between various service providers on monthly basis. This parameter signifies the ease with which a customer of one network is able to communicate with a customer of another network. This parameter also reflects as to how effective is the interconnection between two networks. The benchmark notified by TRAI in the QoS Regulations for this parameter is <0.5%. This means out of 200 calls between two operators only one call should face congestion. The result of the monitoring reveals that degree of congestion between the operators is generally within limit in most of the areas.

A. Cellular Mobile Telephone Service :

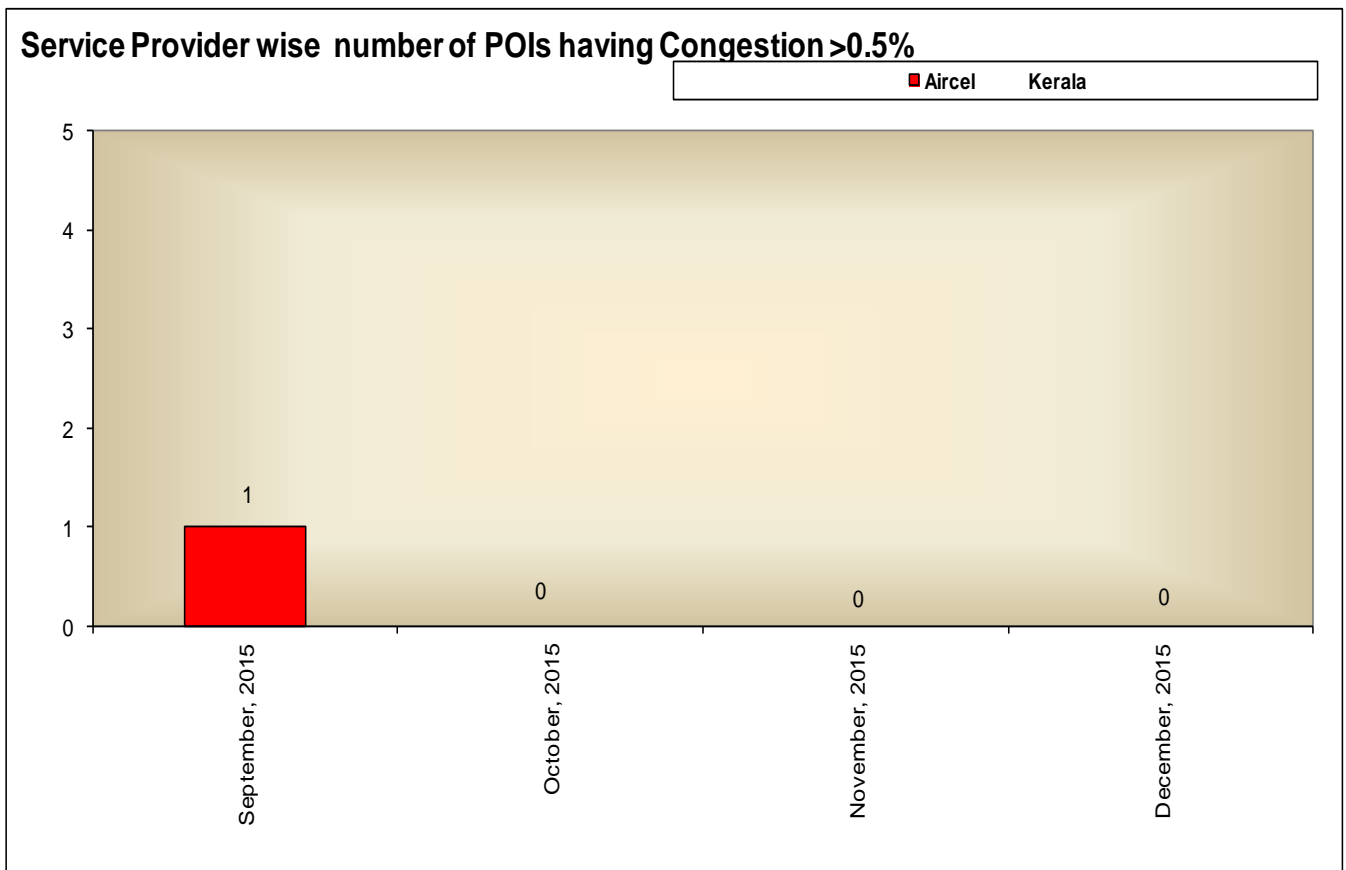
- Cellular Mobile Service Providers (CMSPs) have submitted their POIs Congestion Reports to TRAI for the months of October, November & December, 2015.
- This report includes only the Service Providers who do not meet TRAI's stipulated POI Congestion benchmark of <0.5% in any of their service area.
- The number of POIs having congestion has decreased from 1POI in September, 2015 to zero POI in December, 2015.
- There are no affected Circles/ States due to POI congestion in any of the circles.

Service Provider wise & service Area wise number of POIs having Congestion level >0.5%

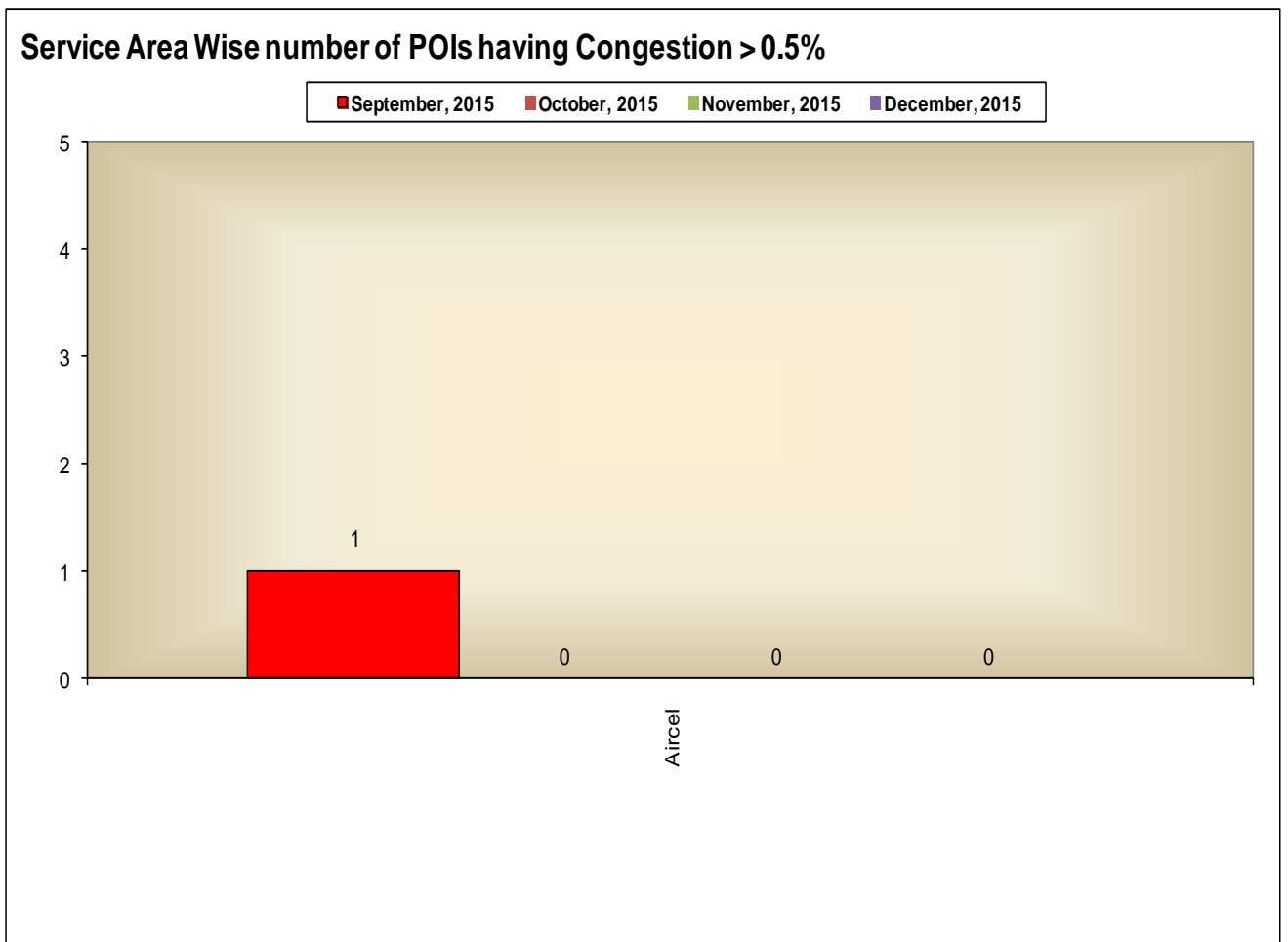


	Aircel	Kerala
September, 2015	1	0
October, 2015	0	0
November, 2015	0	0
December, 2015	0	0

(ii) Service Provider wise POI Congestion (CMTS)



(iii) Service Area wise POI Congestion (CMTS)



Basic Telephone Service (Wireline) :

As per the Regulations, 2009, Basic Telephone Service (Wireline) Providers have submitted their POIs Congestion Reports to TRAI for the months of October, November & December, 2015.

- This report includes only the Service Providers who do not meet the TRAI's stipulated POI Congestion benchmark of <0.5% in any of their service area.
- The POI Congestion Report shows that the performance of the Basic Telephone Service (Wireline) providers with respect to the congestion on POIs in the month of December, 2015 has remained unchanged from Nil POI in September, 2015 to Nil POI in December, 2015.
- There are no affected Circles/ States due to POI congestion in any of the circles.

The non-provisioning and insufficient provisioning of telecom circuit resource as per traffic requirements leads to:

- inter-network congestion at the Point of Interconnection (POI)
 - loss of calls
 - repeated call attempts by consumers
 - deterioration in Quality of Service (QoS)
 - consumer dissatisfaction
-

Contact Address in case any clarification required:

Advisor (QoS), TRAI
Mahanagar Doorsanchar Bhawan,
Jawahar Lal Nehru Marg (Old Minto Road),
New Delhi - 110002.
Telephone – 011 - 23230404

Authorised for issue

Advisor (QoS)

Analysis - Service Provider wise (CMTS) No. of POI having congestion level 0.5% and >25%								
Operator	September, 2015		October, 2015		November, 2015		December, 2015	
	>0.5%	>25%	>0.5%	>25%	>0.5%	>25%	>0.5%	>25%
Aircel	1	0	0	0	0	0	0	0
Total	1	0	0	0	0	0	0	0

Analysis - Service Area wise (CMTS) No. of POI having congestion level 0.5% and >25%								
Circles	September, 2015		October, 2015		November, 2015		December, 2015	
	>0.5%	>25%	>0.5%	>25%	>0.5%	>25%	>0.5%	>25%
Kerala	1	0	0	0	0	0	0	0
Total	1	0	0	0	0	0	0	0