

**TELECOM REGULATORY AUTHORITY OF INDIA**New Delhi, 20<sup>th</sup> August, 2024

(www.trai.gov.in)

**Highlights of Telecom Subscription Data as on 30th June, 2024**

| Particulars                                  | Wireless       | Wireline     | Total<br>(Wireless+<br>Wireline) |
|--|----------------|--------------|----------------------------------|
| <b>Broadband Subscribers</b> (Million)       | <b>898.92</b>  | <b>41.83</b> | <b>940.75</b>                    |
| <b>Urban Telephone Subscribers</b> (Million) | <b>635.00</b>  | <b>32.13</b> | <b>667.13</b>                    |
| Net Addition in June, 2024 (Million)         | 0.90           | 0.34         | 1.24                             |
| Monthly Growth Rate                          | 0.14%          | 1.07%        | 0.19%                            |
| <b>Rural Telephone Subscribers</b> (Million) | <b>535.53</b>  | <b>2.98</b>  | <b>538.51</b>                    |
| Net Addition in June, 2024 (Million)         | 0.67           | 0.03         | 0.71                             |
| Monthly Growth Rate                          | 0.13%          | 1.13%        | 0.13%                            |
| <b>Total Telephone Subscribers</b> (Million) | <b>1170.53</b> | <b>35.11</b> | <b>1205.64</b>                   |
| Net Addition in June, 2024 (Million)         | 1.57           | 0.37         | 1.95                             |
| Monthly Growth Rate                          | 0.13%          | 1.08%        | 0.16%                            |
| <b>Overall Tele-density*(%)</b>              | <b>83.45%</b>  | <b>2.50%</b> | <b>85.95%</b>                    |
| Urban Tele-density*(%)                       | 127.03%        | 6.43%        | 133.46%                          |
| Rural Tele-density*(%)                       | 59.32%         | 0.33%        | 59.65%                           |
| Share of Urban Subscribers                   | 54.25%         | 91.51%       | 55.33%                           |
| Share of Rural Subscribers                   | 45.75%         | 8.49%        | 44.67%                           |

- ❖ In the month of June, 2024, 11.84 million subscribers submitted their requests for Mobile Number Portability (MNP). With this, the cumulative MNP requests increased from 985.60 million at the end of May-24 to 997.44 million at the end of June-24, since implementation of MNP.
- ❖ Number of active wireless subscribers (on the date of peak VLR#) in June, 2024 was 1061.04 million.

**Note:**

- Information in this Press Release is based on the data provided by the Service Providers
- \* Based on the projection of population from the 'Report of the Technical Group on Population Projections for India and States 2011 - 2036', which is available under the link [https://main.mohfw.gov.in/sites/default/files/Population%20Projection%20Report%202011-2036%20-%20upload\\_compressed\\_0.pdf](https://main.mohfw.gov.in/sites/default/files/Population%20Projection%20Report%202011-2036%20-%20upload_compressed_0.pdf)
- # VLR is acronym of Visitor Location Register. The dates of peak VLR for various TSPs are different in different service areas.

## I. Broadband Subscriber

- As per the information received from 1216 operators in June, 2024, in comparison to 1212 Operators in May 2024, the total Broadband Subscribers increased from 935.13 million at the end of May-24 to 940.75 million at the end of June-24 with a monthly growth rate of 0.60%. Segment-wise broadband subscribers and their monthly growth rates are as below: -

### Segment-wise Broadband Subscribers and Monthly Growth Rate in the month of June, 2024

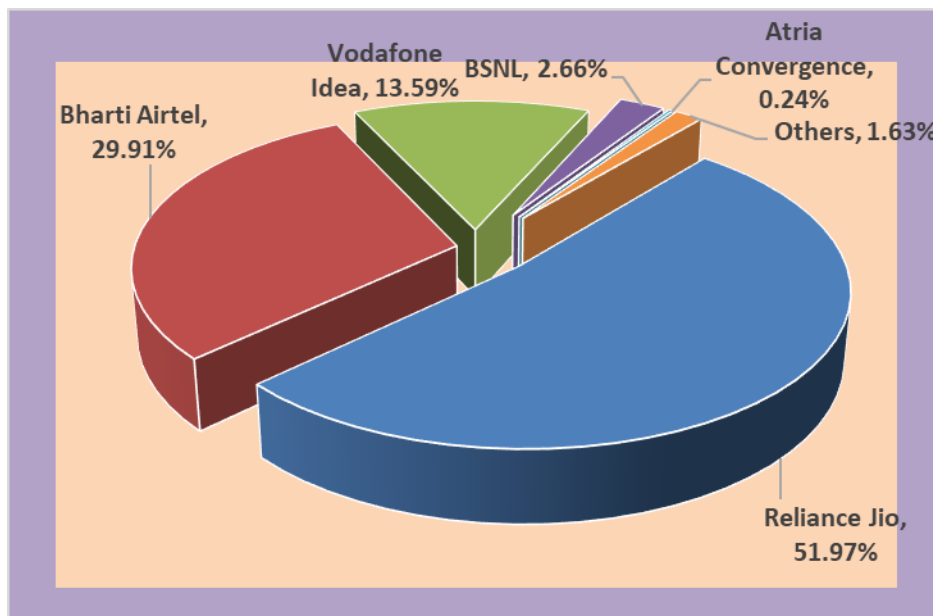
| Segment  | Broadband subscribers<br>(in million) |                                  | Monthly growth rate in the month of June, 2024 |
|--|---------------------------------------|----------------------------------|--|
|  | As on 31 <sup>st</sup> May 2024       | As on 30 <sup>th</sup> June 2024 |  |
| Wired subscribers  | 41.31                                 | 41.83                            | 1.27%  |
| Mobile devices users<br>(Phones and dongles)                               | 893.11                                | 898.22                           | 0.57%  |
| Fixed Wireless subscribers<br>(Wi-Fi, Wi-Max, Point-to-Point Radio & VSAT) | 0.71                                  | 0.70                             | -1.53%   |
| <b>Total</b>   | <b>935.13</b>                         | <b>940.75</b>                    | <b>0.60%</b>                                   |

### As on 30<sup>th</sup> June, 2024, top five Broadband (Wired+Wireless) Service providers

| S.No.   | Name of the Service Provider           | Subscriber base<br>(In million) |
|---|--|---------------------------------|
| 1.  | Reliance Jio Infocomm Ltd              | 488.94                          |
| 2.  | Bharti Airtel Ltd.                     | 281.36                          |
| 3.  | Vodafone Idea Ltd.                     | 127.82                          |
| 4.  | Bharat Sanchar Nigam Ltd.              | 25.02                           |
| 5.  | Atria Convergence Technologies Limited | 2.26                            |
| <b>Market Share of Top Five Vs Total Broadband<br/>(Wired+Wireless)</b> |  | <b>98.37%</b>                   |

- The graphical representation of the service provider-wise market share of broadband services is given below: -

**Service Provider-wise Market Share of Broadband  
(wired + wireless) Services as on 30<sup>th</sup> June, 2024**



**As on 30<sup>th</sup> June, 2024, top five Wired Broadband Service providers**

| S.No.  | Name of the Service Provider           | Subscriber base<br>(In million) |
|--|--|---------------------------------|
| 1.   | Reliance Jio Infocomm Ltd              | 12.41                           |
| 2.   | Bharti Airtel Ltd.                     | 8.04                            |
| 3.   | Bharat Sanchar Nigam Ltd.              | 4.19                            |
| 4.   | Atria Convergence Technologies Limited | 2.26                            |
| 5.   | Kerala Vision Broadband Ltd.           | 1.16                            |
| <b>Market Share of Top Five Vs Total Wired Broadband</b> |  | <b>67.09%</b>                   |

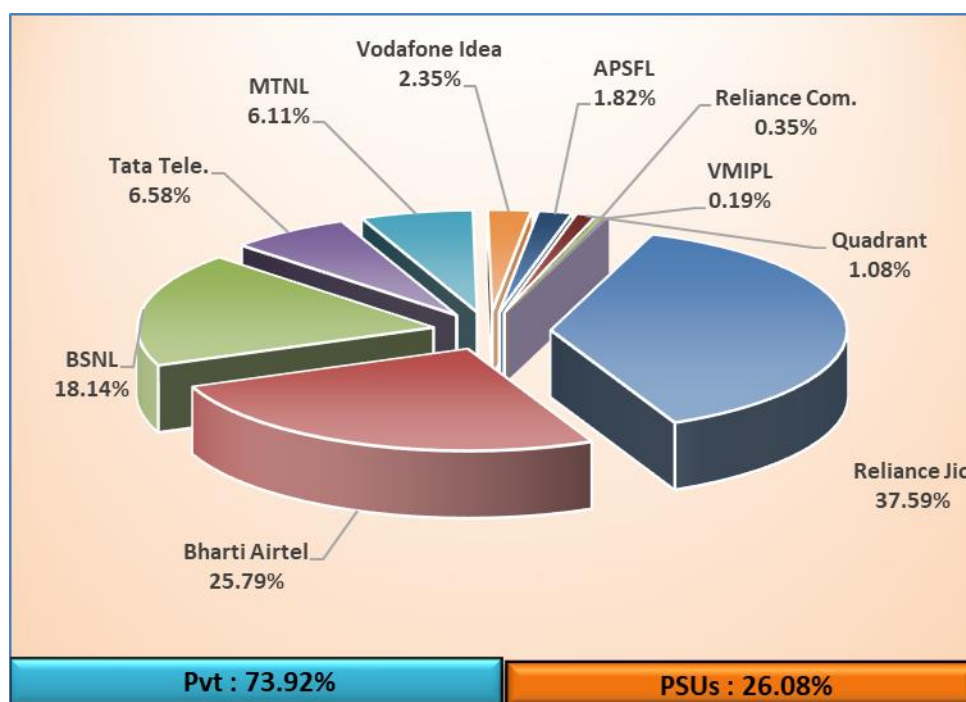
**As on 30<sup>th</sup> June, 2024, top five Wireless Broadband Service providers**

| S.No.   | Name of the Service Provider | Subscriber base<br>(In million) |
|---|------------------------------|---------------------------------|
| 1.  | Reliance Jio Infocomm Ltd.   | 476.53                          |
| 2.  | Bharti Airtel Ltd.           | 273.32                          |
| 3.  | Vodafone Idea Ltd.           | 127.82                          |
| 4.  | Bharat Sanchar Nigam Ltd.    | 20.83                           |
| 5.  | Intech Online Pvt. Ltd.      | 0.25                            |
| <b>Market Share of Top Five Vs Total Wireless Broadband</b> |                              | <b>99.98%</b>                   |


## II. Wireline Subscribers

- Wireline subscribers increased from 34.73 million at the end of May-24 to 35.11 million at the end of Jun-24. Net increase in the wireline subscriber base was 0.37 million with a monthly rate of growth 1.08%. The share of urban and rural subscribers in total wireline subscribers were 91.51% and 8.49% respectively at the end of Jun, 2024.
- The Overall Wireline Tele-density in India increased from 2.48% at the end of May-24 to 2.50% at the end of Jun-24. Urban and Rural Wireline Tele-density were 6.43% and 0.33% respectively during the same period.
- BSNL, MTNL and APSFL, the three PSUs access service providers, held 26.08% of the wireline market share as on 30<sup>th</sup> June, 2024. Detailed statistics of wireline subscriber base are available at **Annexure-I**.

### Access Service Provider-wise Market Share of Wireline Subscribers as on 30<sup>th</sup> June, 2024



### Access Service Provider-wise Net Addition/Decline in Wireline Subscribers during the month of June, 2024



### III. Wireless subscriber

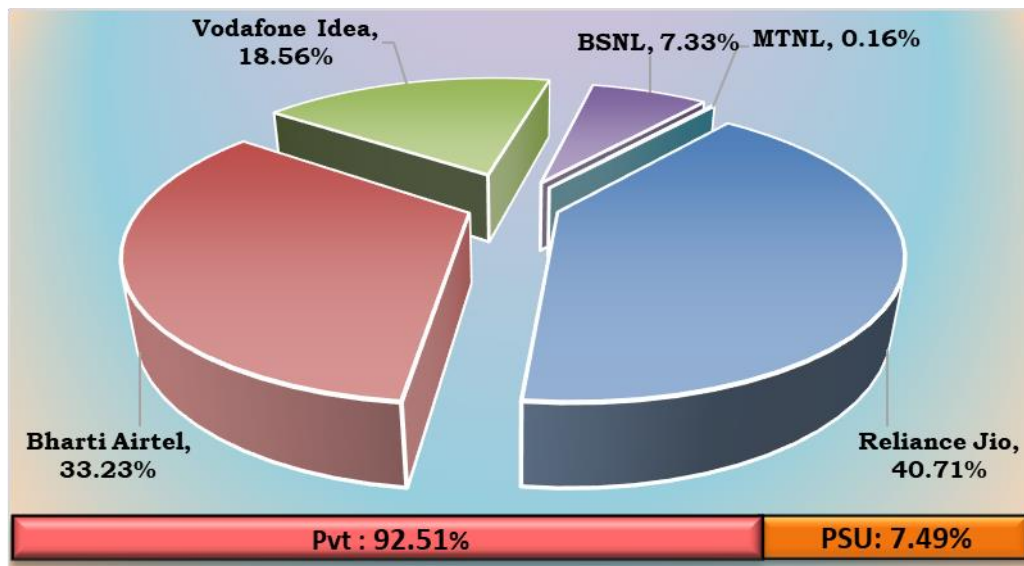
• Total wireless subscribers increased from 1,168.95 million at the end of May-24, to 1,170.53 million at the end of June-24, thereby registering a monthly growth rate of 0.13%. Wireless subscription in urban areas increased from 634.10 million at the end of May-24 to 635 million at the end of June-24 and wireless subscription in rural areas also increased from 534.85 million to 535.53 million during the same period. Monthly growth rate of urban and rural wireless subscription was 0.14% and 0.13% respectively.




• The Wireless Tele-density in India increased from 83.40% at the end of May-24 to 83.45% at the end of June-24. The Urban Wireless Tele-density decreased from 127.04% at the end of May-24 to 127.03% at the end of June-24 however Rural Tele-density increased from 59.26% to 59.32% during the same period. The share of urban and rural wireless subscribers in total number of wireless subscribers was 54.25% and 45.75% respectively at the end of Jun-24. Detailed statistics of wireless subscriber base is available at **Annexure-II**.

- As on 30<sup>th</sup> June, 2024, the private access service providers held 92.51% market share of the wireless subscribers whereas BSNL and MTNL, the two PSU access service providers, had a market share of only 7.49%.
- The graphical representation of access service provider-wise market share and net additions in wireless subscriber base are given below: -

**Access Service Provider-wise Market Shares in term of Wireless Subscribers as on 30<sup>th</sup> June, 2024**

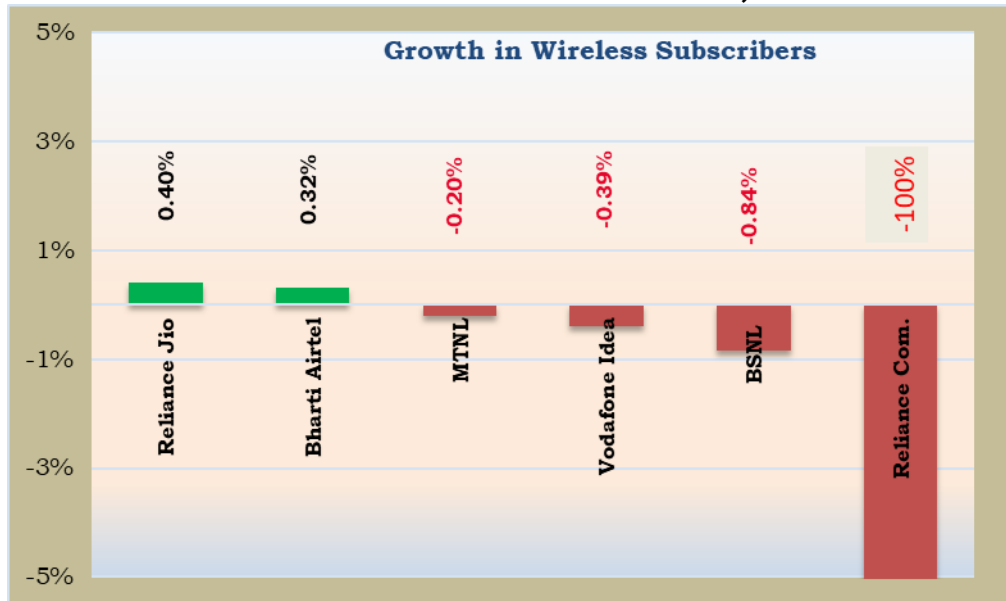


**Net Addition in Wireless Subscribers of Access Service Providers in the month of June, 2024**



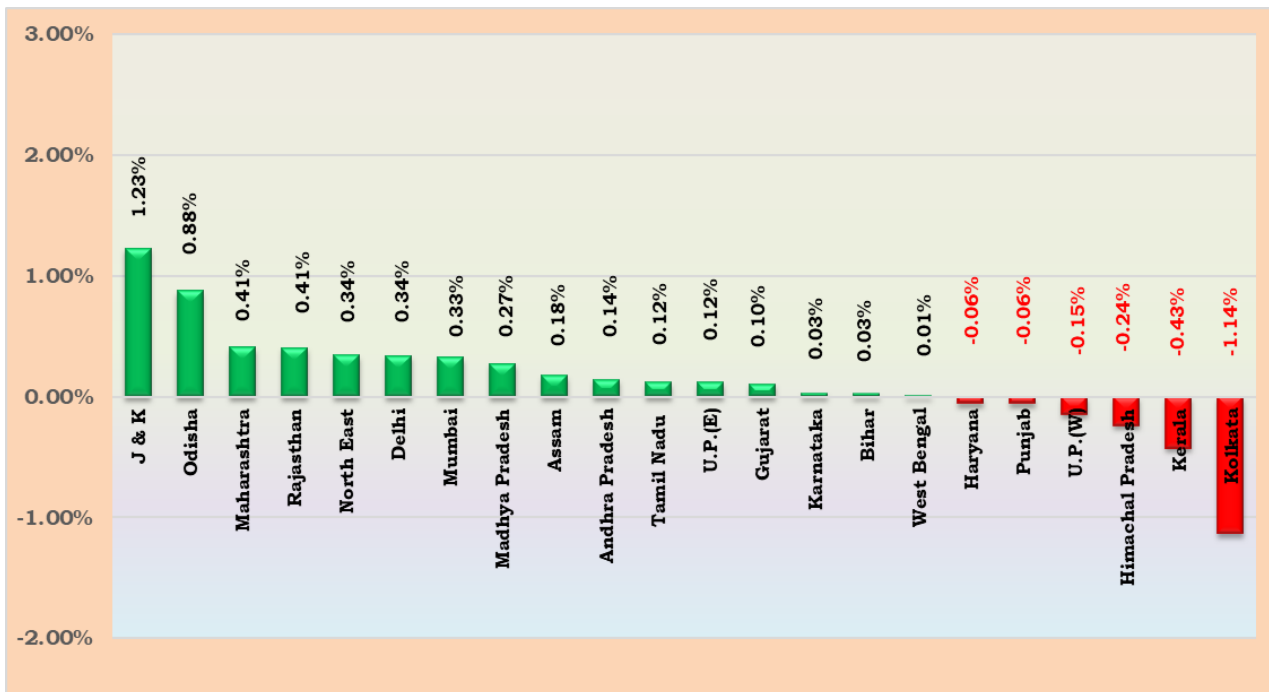
## Growth in Wireless Subscribers

**Access Service Provider-wise Monthly Growth Rate of Wireless Subscribers in the month of June, 2024**



Note: BSNL includes its Virtual Network Operator (VNO).

**Service Area-wise Monthly Growth Rate of Wireless Subscribers in the month of June, 2024**

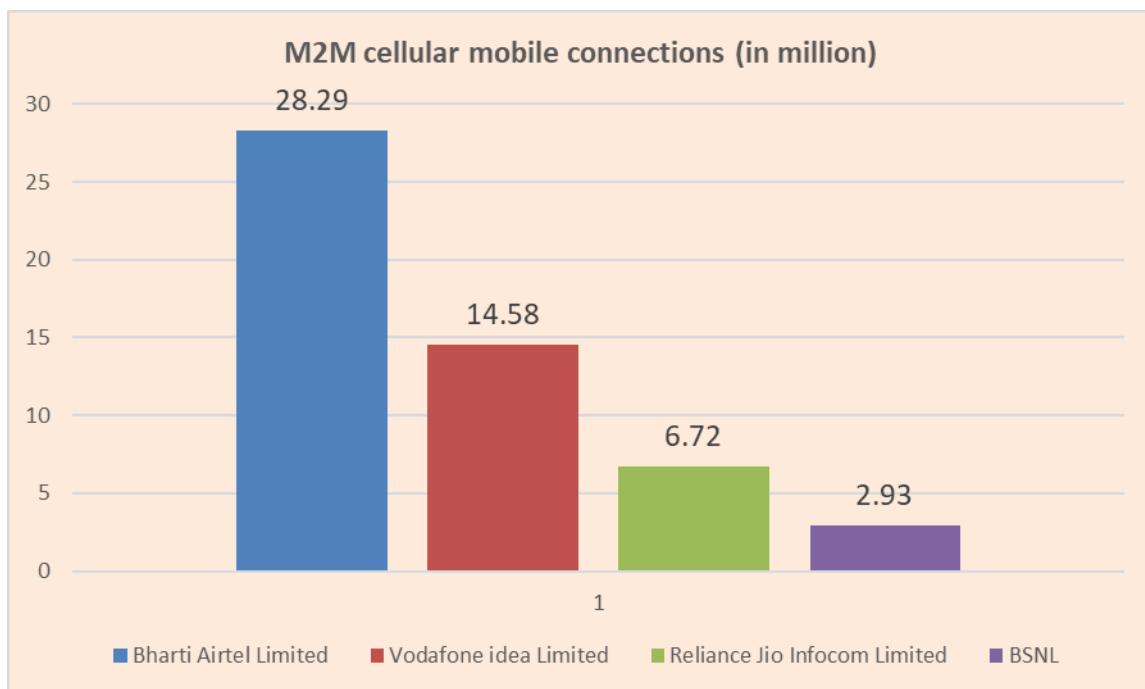


- Except Haryana, Punjab, U.P.(W), Himachal Pradesh, Kerala and Kolkata all other service areas have showed growth in their wireless subscribers during the month of June-24.



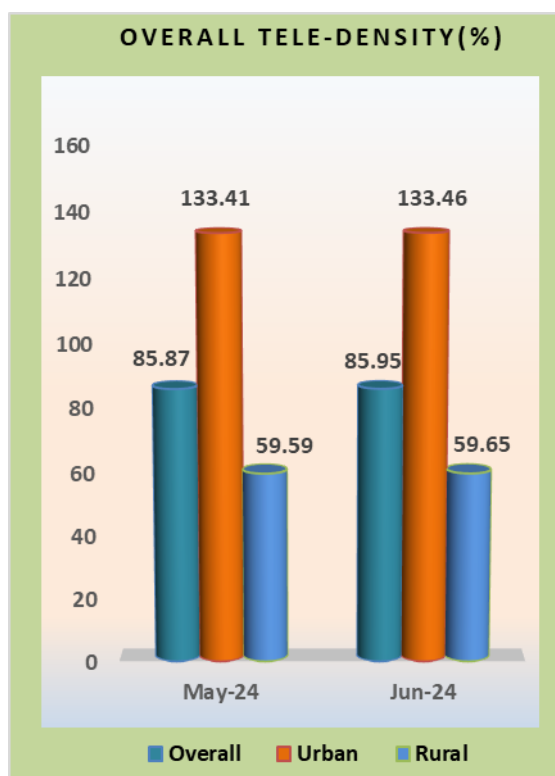
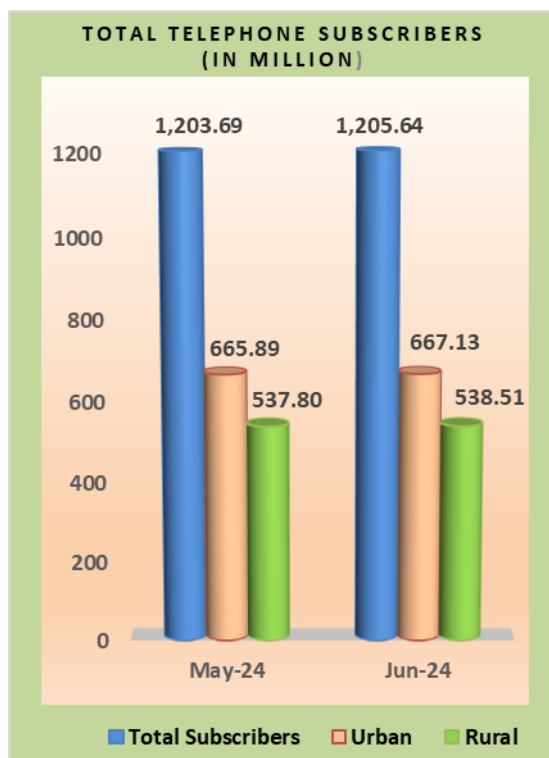
## M2M cellular mobile connections

As on 30.06.2024, there were 52.52 million M2M cellular mobile connections. Bharti Airtel Limited has the highest number of M2M cellular mobile connections 28.29 million with a market share of 53.86% followed by Vodafone idea Limited, Reliance Jio Infocom Limited and BSNL with market share of 27.77%, 12.80% and 5.58% respectively.



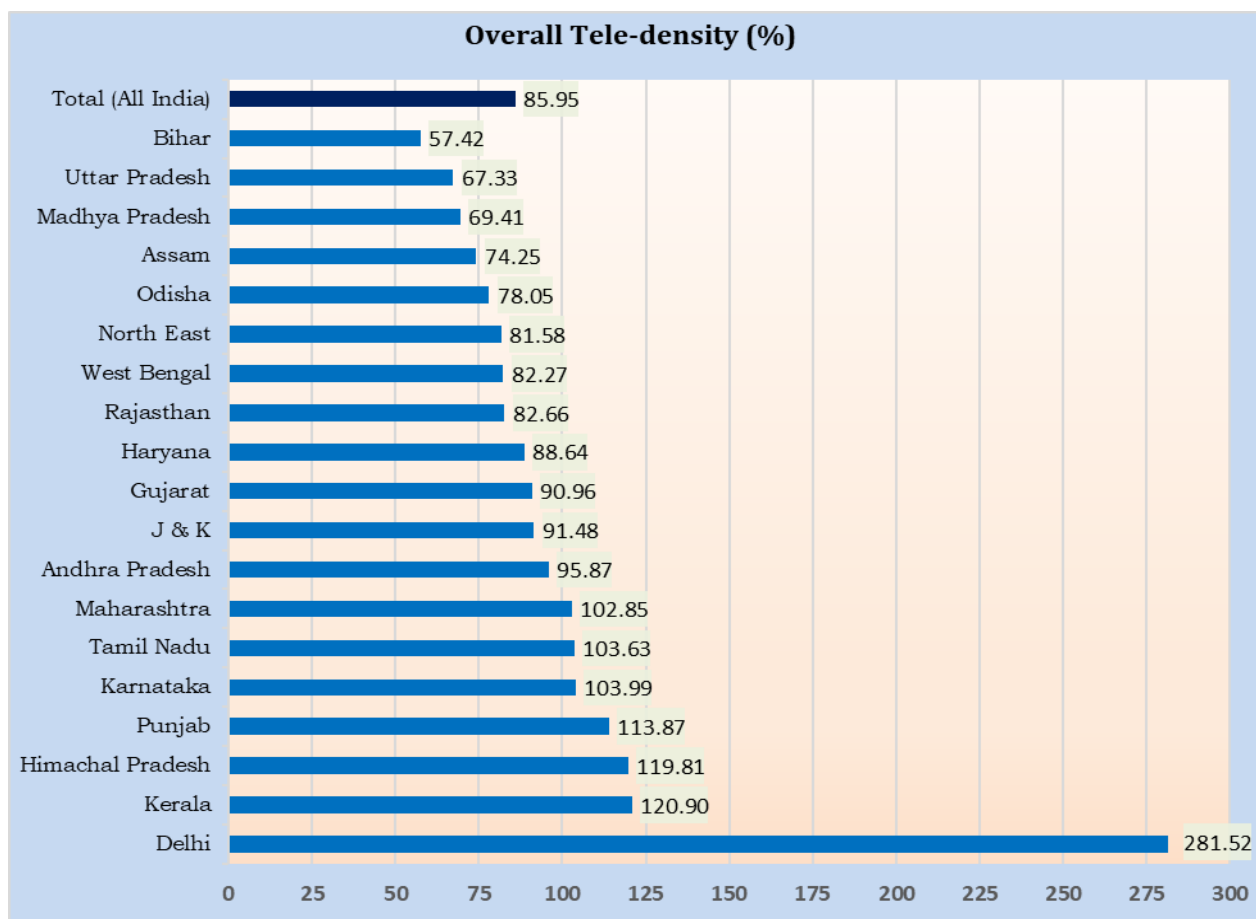
#### IV. Total Telephone Subscribers

- The number of total telephone subscribers in India increased from 1,203.69 million at the end of May-24 to 1,205.64 million at the end of June-24, thereby showing a monthly growth rate of 0.16%. Urban telephone subscription increased from 665.89 million at the end of May-24 to 667.13 million at the end of June-24 and the rural subscription also increased from 537.80 million to 538.51 million during the same period. The monthly growth rates of urban and rural telephone subscription were 0.19% and 0.13% respectively during the month of June-24.



- The overall Tele-density in India increased from 85.87% at the end of May-24 to 85.95% at the end of June-24. The Urban Tele-density increased from 133.41% at the end of May-24 to 133.46% at the end of June-24 and Rural Tele-density also increased from 59.59% to 59.65% during the same period. The share of urban and rural subscribers in total number of telephone subscribers at the end of Jun-24 were 55.33% and 44.67% respectively.

## Overall Tele-density (LSA Wise) – As on 30<sup>th</sup> June, 2024



- As may be seen in the above chart, eight LSA have less tele-density than the all India average tele-density at the end of June-24. Delhi service area has maximum tele-density of 281.52% and the Bihar service area has minimum tele-density of 57.42% at the end of June-24.

### Notes: -

- Population data/projections are available state wise only.
- Tele-density figures are derived from the telephone subscriber data provided by the access service providers and the projection of population from the "Report of the Technical Group on Population Projections for India and States 2011 - 2036, which is available under the link [https://main.mohfw.gov.in/sites/default/files/Population%20Projection%20Report%202011-2036%20-%20upload\\_compressed\\_0.pdf](https://main.mohfw.gov.in/sites/default/files/Population%20Projection%20Report%202011-2036%20-%20upload_compressed_0.pdf)
- Telephone subscriber data for Delhi, includes, apart from the data for the State of Delhi, wireless subscriber data for the areas served by the local exchanges of Ghaziabad & Noida (in Uttar Pradesh) and Gurgaon & Faridabad (in Haryana).
- Data/information for West Bengal includes Kolkata, Maharashtra includes Mumbai and Uttar Pradesh includes UPE & UPW service area(s).
- Data/information for Andhra Pradesh includes Telengana, Madhya Pradesh includes Chhathishgarh, Bihar includes Jharkhand, Maharashtra includes Goa, Uttar Pradesh includes Uttarakhand, West Bengal includes Sikkim and North-East includes Arunachal Pradesh, Manipur, Meghalaya, Mizoram, Nagaland & Tripura States.

## V. Category-wise Growth in subscriber base

### Circle Category-wise Net Additions in Telephone Subscribers in the month of June, 2024

| Circle Category  | Net additions in the month of June, 2024 |                  | Telephone Subscriber base as on 30 <sup>th</sup> June, 2024 |                   |
|------------------|--|------------------|---|-------------------|
|                  | Wireline segment                         | Wireless segment | Wireline segment  | Wireless segment  |
| Circle A         | 146003                                   | 684927           | 13669952  | 389391551         |
| Circle B         | 105504                                   | 307019           | 9459267   | 475728400         |
| Circle C         | 61089                                    | 542818           | 2822675   | 190807308         |
| Metro            | 62154                                    | 38677            | 9156061   | 114601048         |
| <b>All India</b> | <b>374750</b>                            | <b>1573441</b>   | <b>35107955</b>   | <b>1170528307</b> |

### Circle Category-wise monthly and yearly Growth Rates in Telephone Subscribers in the month of June, 2024

| Circle Category  | Monthly growth rate (%) (May-24 to June-24) |                  | Yearly growth rate (%) (June-23 to June-24) |                  |
|------------------|---|------------------|---|------------------|
|                  | Wireline Segment                            | Wireless Segment | Wireline Segment                            | Wireless Segment |
| Circle A         | 1.08%                                       | 0.18%            | 14.69%                                      | 1.64%            |
| Circle B         | 1.13%                                       | 0.06%            | 24.69%                                      | 2.54%            |
| Circle C         | 2.21%                                       | 0.29%            | 28.53%                                      | 3.49%            |
| Metro            | 0.68%                                       | 0.03%            | 6.31%                                       | 2.19%            |
| <b>All India</b> | <b>1.08%</b>                                | <b>0.13%</b>     | <b>15.81%</b>                               | <b>2.36%</b>     |

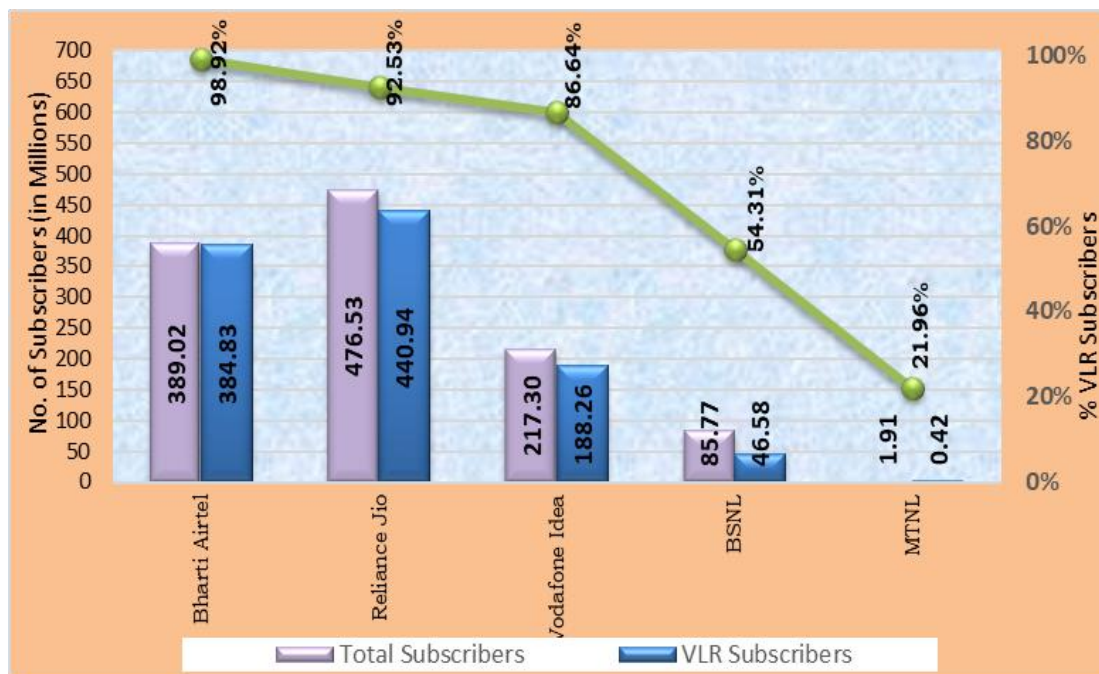
Note: Circle Category-Metro includes Delhi, Mumbai and Kolkata. Data for Chennai has been included in Circle Category-A, as part of TamilNadu.

- As can be seen in the above tables, in wireless segment, during the month of June, 2024, both on monthly and yearly basis all circles have registered growth rate in their subscriber base.
- In Wireline segment, during the month of June, 2024, both on monthly and yearly basis, all circles have registered growth rate in their subscriber base.

## VI. Active Wireless Subscribers (VLR Data)

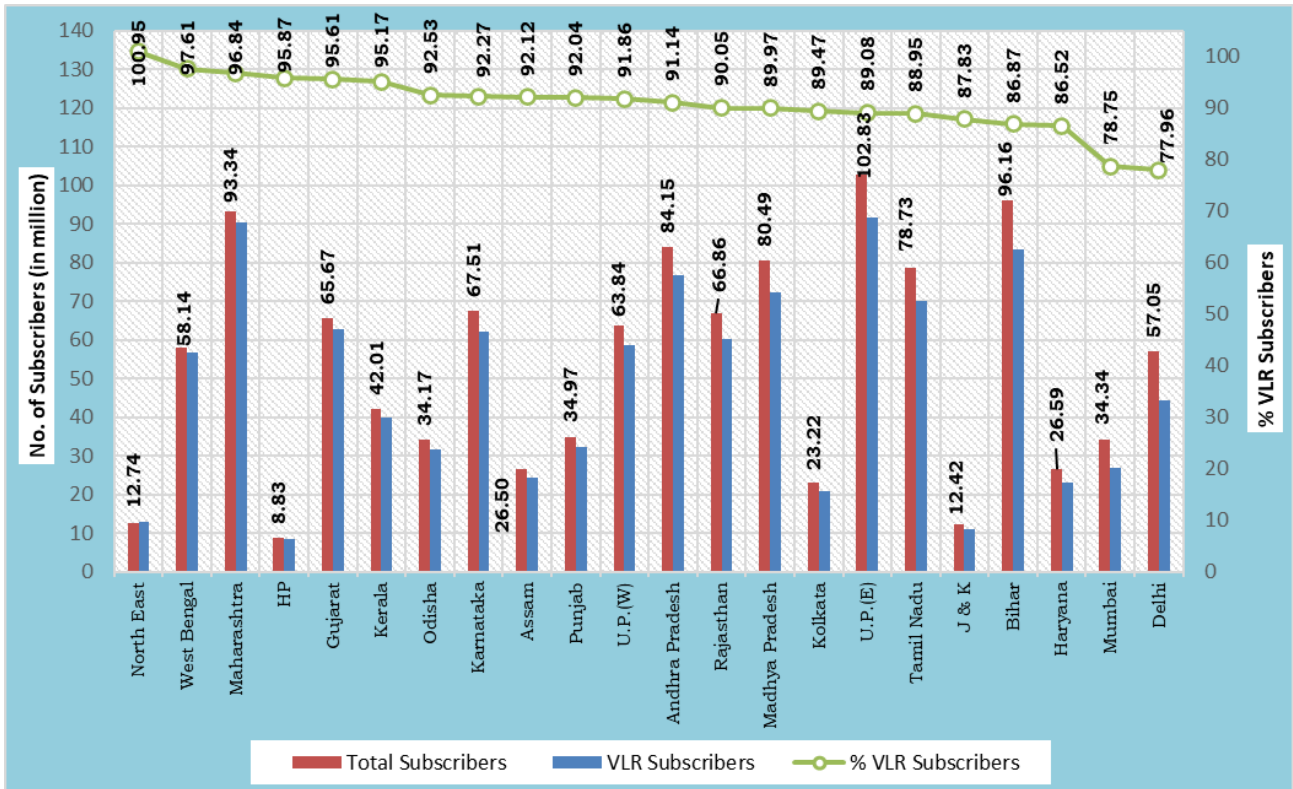
- Out of the total 1,170.53 million wireless subscribers, 1061.04 million wireless subscribers were active on the date of peak VLR in the month of June-24. The proportion of active wireless subscribers was approximately 90.65% of the total wireless subscriber base.
- The detailed statistics on proportion of active wireless subscribers (also referred to as VLR subscribers) on the date of peak VLR in the month of June-24 is available at **Annexure-III** and the methodology used for reporting VLR subscribers is available at **Annexure-IV**.

**Access Service Provider-wise Percentage of VLR Subscribers in the month of June, 2024**



- Bharti Airtel Limited has the maximum proportion 98.92% of its active wireless subscribers (VLR) as against its total wireless subscribers (HLR) on the date of peak VLR in the month of June-24 and MTNL has the minimum proportion of VLR 21.96% of its HLR during the same period.

### Service Area wise percentage of VLR Subscribers in the month of June, 2024



### VII. Mobile Number Portability (MNP)

- Intra-service area Mobile number portability (MNP) was implemented first in Haryana service area w.e.f. 25.11.2010 and in the rest of the country w.e.f. 20.01.2011. Inter-Service Area MNP has been implemented in the country w.e.f. 03.07.2015. Now, the wireless telephone subscribers can retain their mobile numbers when they relocate from one service area to another.
- During the month of June-24, a total of 11.84 million requests were received for MNP. Out of total 11.84 million, new requests received from Zone-I & Zone-II were 6.53 million and 5.32 million respectively. The cumulative MNP requests increased from 985.60 million at the end of May-24 to 997.44 million at the end of June-24, since the implementation of MNP.
- In MNP Zone-I (Northern and Western India), the highest number of requests till date have been received in Uttar Pradesh-East (about 94.97 million) followed by Maharashtra (about 81.67 million) service area.

- In MNP Zone-II (Southern and Eastern India), the highest number of requests till date have been received in Madhya Pradesh (about 77.41 million) followed by Karnataka (about 68.36 million).

| <b>Service Area Wise MNP Status</b> |  |                      |                     |  |                |
|-------------------------------------|--|----------------------|---------------------|--|----------------|
| <b>Zone-I</b>                       |  |                      | <b>Zone-II</b>      |  |                |
| <b>Service Area</b>                 | <b>Number of Porting Requests (in Million)</b> |                      | <b>Service Area</b> | <b>Number of Porting Requests (in Million)</b> |                |
|                                     | <b>May-24</b>                                  | <b>June-24</b>       |                     | <b>May-24</b>                                  | <b>June-24</b> |
| Delhi                               | 47.39  | 47.92                | Andhra Pradesh      | 66.11  | 66.65          |
| Gujarat                             | 67.22  | 67.96                | Assam               | 7.10   | 7.22           |
| Haryana                             | 31.23  | 31.56                | Bihar               | 54.84  | 55.75          |
| Himachal Pradesh                    | 4.21   | 4.25                 | Karnataka           | 67.80  | 68.36          |
| Jammu & Kashmir                     | 2.58   | 2.64                 | Kerala              | 23.85  | 24.07          |
| Maharashtra                         | 80.77  | 81.67                | Kolkata             | 18.23  | 18.40          |
| Mumbai                              | 33.61  | 33.84                | Madhya Pradesh      | 76.35  | 77.41          |
| Punjab                              | 32.98  | 33.26                | North East          | 2.26   | 2.29           |
| Rajasthan                           | 67.42  | 68.15                | Odisha              | 17.43  | 17.62          |
| U.P.(East)                          | 93.42  | 94.97                | Tamil Nadu          | 63.10  | 63.68          |
| U.P.(West)                          | 70.98  | 72.12                | West Bengal         | 56.74  | 57.66          |
| <b>Total</b>                        | <b>531.81</b>                                  | <b>538.34</b>        | <b>Total</b>        | <b>453.79</b>                                  | <b>459.11</b>  |
| <b>Total (Zone-I + Zone-II)</b>     |  |                      |                     | <b>985.60</b>                                  | <b>997.44</b>  |
| <b>Net Addition (June, 2024)</b>    |  | <b>11.84 million</b> |                     |  |                |

**Contact details in case of any clarification: -**

Shri Amit Sharma, Advisor (F&EA),  
Telecom Regulatory Authority of India  
World Trade Centre, Tower-F,  
Nauroji Nagar, New Delhi – 110029  
Ph: 011-20907772  
E-mail: [advfea2@traigov.in](mailto:advfea2@traigov.in)

**(Atul Kumar Chaudhary)**  
**Secretary, TRAI**

**Wireline Subscriber Base**

**Annexure-I**

| Service Area             | BSNL           |                | MTNL           |                | Bharti Airtel  |                | Reliance Com. |               | Tata Tele.     |                | Quadrant      |               | Vodafone Idea |               | Reliance Jio    |                 | V-CON Mobile & Infra Pvt. Ltd. |              | APSFL         |               | Total           |                 | Net Addition  |
|--------------------------|----------------|----------------|----------------|----------------|----------------|----------------|---------------|---------------|----------------|----------------|---------------|---------------|---------------|---------------|-----------------|-----------------|--------------------------------|--------------|---------------|---------------|-----------------|-----------------|---------------|
|                          | May-24         | Jun-24         | May-24         | Jun-24         | May-24         | Jun-24         | May-24        | Jun-24        | May-24         | Jun-24         | May-24        | Jun-24        | May-24        | Jun-24        | May-24          | Jun-24          | May-24                         | Jun-24       | May-24        | Jun-24        | May-24          | Jun-24          |               |
| Andhra Pradesh           | 545190         | 537332         |                |                | 691981         | 674809         | 18380         | 18289         | 260368         | 249336         |               |               | 93585         | 105785        | 1526833         | 1577091         |                                |              | 639952        | 639123        | <b>3776289</b>  | <b>3801765</b>  | <b>25476</b>  |
| Assam                    | 91,771         | 91,181         |                |                | 35046          | 36103          | 0             | 0             | 0              | 0              |               |               | 2520          | 2520          | 210170          | 218465          |                                |              |               |               | <b>339507</b>   | <b>348269</b>   | <b>8762</b>   |
| Bihar                    | 163,065        | 161,698        |                |                | 242182         | 245655         | 9             | 9             | 10892          | 10838          |               |               | 5440          | 5440          | 624048          | 647653          |                                |              |               |               | <b>1045636</b>  | <b>1071293</b>  | <b>25657</b>  |
| Delhi                    | 0              | 0              | 986617         | 984974         | 2152970        | 2179646        | 16937         | 16631         | 217325         | 219549         |               |               | 83231         | 83291         | 1049105         | 1072567         |                                |              |               |               | <b>4506185</b>  | <b>4556658</b>  | <b>50473</b>  |
| Gujarat                  | 301179         | 297829         |                |                | 282378         | 287464         | 2770          | 2764          | 178581         | 180054         |               |               | 104496        | 108556        | 773520          | 805665          |                                |              |               |               | <b>1642924</b>  | <b>1682332</b>  | <b>39408</b>  |
| Haryana                  | 215925         | 216521         |                |                | 194241         | 176167         | 0             | 0             | 40325          | 41300          |               |               | 420           | 420           | 170759          | 180871          |                                |              |               |               | <b>621670</b>   | <b>615279</b>   | <b>-6391</b>  |
| Himachal Pradesh         | 90931          | 92709          |                |                | 10384          | 10405          | 0             | 0             | 1461           | 1460           |               |               | 90            | 90            | 70392           | 73585           |                                |              |               |               | <b>173258</b>   | <b>178249</b>   | <b>4991</b>   |
| J & K                    | 69348          | 68007          |                |                | 118691         | 120007         | 0             | 0             | 0              | 0              |               |               | 30            | 30            | 229733          | 236144          |                                |              |               |               | <b>417802</b>   | <b>424188</b>   | <b>6386</b>   |
| Karnataka                | 520752         | 512644         |                |                | 1239819        | 1254991        | 16229         | 16033         | 454702         | 436551         |               |               | 152070        | 153310        | 1064193         | 1098347         |                                |              |               |               | <b>3447765</b>  | <b>3471876</b>  | <b>24111</b>  |
| Kerala                   | 1081500        | 1075167        |                |                | 108028         | 109484         | 3030          | 2962          | 18190          | 18094          |               |               | 6490          | 6510          | 338065          | 349902          |                                |              |               |               | <b>1555303</b>  | <b>1562119</b>  | <b>6816</b>   |
| Kolkata                  | 182219         | 182190         |                |                | 209002         | 207732         | 4943          | 4430          | 64244          | 64267          |               |               | 15450         | 15500         | 555892          | 568075          |                                |              |               |               | <b>1031750</b>  | <b>1042194</b>  | <b>10444</b>  |
| Madhya Pradesh           | 239802         | 237419         |                |                | 571587         | 568274         | 5             | 5             | 47121          | 48187          |               |               | 67130         | 69130         | 870676          | 897176          |                                |              |               |               | <b>1796321</b>  | <b>1820191</b>  | <b>23870</b>  |
| Maharashtra              | 550958         | 541901         |                |                | 514832         | 518198         | 7661          | 7650          | 222739         | 224176         |               |               | 20116         | 20146         | 378562          | 408507          |                                |              |               |               | <b>1694868</b>  | <b>1720578</b>  | <b>25710</b>  |
| Mumbai                   | 3561           | 3561           | 1165615        | 1161040        | 613152         | 617385         | 35859         | 35423         | 620063         | 608967         |               |               | 179094        | 179134        | 938628          | 951699          |                                |              |               |               | <b>3555972</b>  | <b>3557209</b>  | <b>1237</b>   |
| North East               | 65766          | 65163          |                |                | 0              | 0              | 0             | 0             | 0              | 0              |               |               | 510           | 510           | 199409          | 205437          |                                |              |               |               | <b>265685</b>   | <b>271110</b>   | <b>5425</b>   |
| Odisha                   | 145016         | 143573         |                |                | 58258          | 59873          | 4             | 4             | 12889          | 12386          |               |               | 3570          | 3770          | 299961          | 309960          |                                |              |               |               | <b>519698</b>   | <b>529566</b>   | <b>9868</b>   |
| Punjab                   | 508274         | 509732         |                |                | 300157         | 302202         | 1847          | 1847          | 16402          | 16389          | 414969        | 377810        | 1590          | 1590          | 439716          | 460747          | 53998                          | 67994        |               |               | <b>1736953</b>  | <b>1738311</b>  | <b>1358</b>   |
| Rajasthan                | 253405         | 250863         |                |                | 280790         | 283566         | 3367          | 3331          | 24100          | 24009          |               |               | 11885         | 11885         | 482421          | 503211          |                                |              |               |               | <b>1055968</b>  | <b>1076865</b>  | <b>20897</b>  |
| Tamil Nadu               | 907324         | 899803         |                |                | 929198         | 936696         | 14758         | 14561         | 132621         | 133487         |               |               | 33093         | 34215         | 945109          | 974639          |                                |              |               |               | <b>2962103</b>  | <b>2993401</b>  | <b>31298</b>  |
| U.P.(E)                  | 121482         | 118866         |                |                | 224652         | 233680         | 34            | 32            | 10998          | 11600          |               |               | 17330         | 17350         | 619659          | 644627          |                                |              |               |               | <b>994155</b>   | <b>1026155</b>  | <b>32000</b>  |
| U.P.(W)                  | 177125         | 171199         |                |                | 171936         | 170502         | 8             | 8             | 7269           | 7314           |               |               | 4111          | 4111          | 687466          | 711137          |                                |              |               |               | <b>1047915</b>  | <b>1064271</b>  | <b>16356</b>  |
| West Bengal              | 195390         | 191981         |                |                | 59882          | 60938          | 26            | 26            | 2674           | 2685           |               |               | 150           | 150           | 287356          | 300296          |                                |              |               |               | <b>545478</b>   | <b>556076</b>   | <b>10598</b>  |
| <b>Total</b>             | <b>6429983</b> | <b>6369339</b> | <b>2152232</b> | <b>2146014</b> | <b>9009166</b> | <b>9053777</b> | <b>125867</b> | <b>124005</b> | <b>2342964</b> | <b>2310649</b> | <b>414969</b> | <b>377810</b> | <b>802401</b> | <b>823443</b> | <b>12761673</b> | <b>13195801</b> | <b>53998</b>                   | <b>67994</b> | <b>639952</b> | <b>639123</b> | <b>34733205</b> | <b>35107955</b> | <b>374750</b> |
| <b>Net Addition</b>      |                | <b>-60644</b>  |                | <b>-6218</b>   |                | <b>44611</b>   |               | <b>-1862</b>  |                | <b>-32315</b>  |               | <b>-37159</b> |               | <b>21042</b>  |                 | <b>434128</b>   |                                | <b>13996</b> |               | <b>-829</b>   |                 | <b>374750</b>   |               |
| <b>Rural Subscribers</b> | 2124267        | 2126059        | 32             | 32             | 2526           | 2537           | 357           | 357           | 7124           | 7008           | 39095         | 54947         | 0             | 0             | 301649          | 318166          |                                | 0            | 473564        | 472951        | <b>2948614</b>  | <b>2982057</b>  | <b>33443</b>  |



**Wireless Subscriber Base**

**Annexure-II**

| Circle                   | Bharti Airtel<br>(including Tata Tele.) |                  | Reliance Com. |           | Vodafone Idea    |                  | BSNL            |                 | BSNL (VNO's)  |               | MTNL           |                | Reliance Jio     |                  | Total             |                   | Net Addition   |
|--------------------------|---|------------------|---------------|-----------|------------------|------------------|-----------------|-----------------|---------------|---------------|----------------|----------------|------------------|------------------|-------------------|-------------------|----------------|
|                          | May-24                                  | Jun-24           | May-24        | Jun-24    | May-24           | Jun-24           | May-24          | Jun-24          | May-24        | Jun-24        | May-24         | Jun-24         | May-24           | Jun-24           | May-24            | Jun-24            |                |
| Andhra Pradesh           | 34010404                                | 34108778         | 0             | 0         | 10727601         | 10689294         | 6295338         | 6279421         |               |               |                |                | 32994663         | 33070341         | 84028006          | 84147834          | 119828.00      |
| Assam                    | 11,905,489                              | 11966802         | 0             | 0         | 1544938          | 1523045          | 2977451         | 2976580         |               |               |                |                | 10024600         | 10032509         | 26452478          | 26498936          | 46458          |
| Bihar                    | 41,474,249                              | 41485026         | 0             | 0         | 7713573          | 7651158          | 5256069         | 5201342         |               |               |                |                | 41687594         | 41820105         | 96131485          | 96157631          | 26146          |
| Delhi                    | 18281949                                | 18306388         | 0             | 0         | 16500155         | 16594301         |                 |                 |               |               | 1685013        | 1684323        | 20388694         | 20464520         | 56855811          | 57049532          | 193721         |
| Gujarat                  | 11924385                                | 11944421         | 0             | 0         | 20479326         | 20379486         | 2675956         | 2679193         |               |               |                |                | 30516865         | 30661946         | 65596532          | 65665046          | 68514          |
| Haryana                  | 7028290                                 | 7091863          | 0             | 0         | 6728877          | 6717606          | 4055885         | 4055837         |               |               |                |                | 8796184          | 8728108          | 26609236          | 26593414          | -15822         |
| Himachal Pradesh         | 3581035                                 | 3595981          | 0             | 0         | 395676           | 392830           | 1507563         | 1513110         |               |               |                |                | 3365275          | 3326252          | 8849549           | 8828173           | -21376         |
| J & K                    | 6096286                                 | 6179394          | 0             | 0         | 293024           | 286760           | 775103          | 778473          |               |               |                |                | 5099769          | 5170633          | 12264182          | 12415260          | 151078         |
| Karnataka                | 32384375                                | 32470623         | 2             | 0         | 6442419          | 6468809          | 4174103         | 4120157         |               |               |                |                | 24484441         | 24446440         | 67485340          | 67506029          | 20689          |
| Kerala                   | 8746805                                 | 8806722          | 0             | 0         | 13561115         | 13463485         | 8795341         | 8586971         |               |               |                |                | 11083502         | 11148150         | 42186763          | 42005328          | -181435        |
| Kolkata                  | 5660012                                 | 5660644          | 0             | 0         | 5263082          | 5243235          | 1573316         | 1368962         |               |               |                |                | 10986067         | 10942648         | 23482477          | 23215489          | -266988        |
| Madhya Pradesh           | 16228824                                | 16303993         | 0             | 0         | 15436309         | 15365624         | 4659304         | 4696704         |               |               |                |                | 43944459         | 44122953         | 80268896          | 80489274          | 220378         |
| Maharashtra              | 21919771                                | 22077455         | 0             | 0         | 21981186         | 21905959         | 5655254         | 5676824         |               |               |                |                | 43407659         | 43684161         | 92963870          | 93344399          | 380529         |
| Mumbai                   | 10117220                                | 10141827         | 0             | 0         | 10705134         | 10715322         |                 |                 |               |               | 233680         | 230443         | 13168049         | 13248435         | 34224083          | 34336027          | 111944         |
| North East               | 6348113                                 | 6363875          | 0             | 0         | 744341           | 725562           | 1,233,208       | 1228962         |               |               |                |                | 4366518          | 4417294          | 12692180          | 12735693          | 43513          |
| Odisha                   | 11631129                                | 11681370         | 0             | 0         | 1416414          | 1398255          | 5,334,229       | 5326387         |               |               |                |                | 15492844         | 15765603         | 33874616          | 34171615          | 296999         |
| Punjab                   | 12609543                                | 12593886         | 0             | 0         | 6444950          | 6411404          | 3,720,785       | 3714894         |               |               |                |                | 12216608         | 12250641         | 34991886          | 34970825          | -21061         |
| Rajasthan                | 23474299                                | 23591034         | 0             | 0         | 10551397         | 10485204         | 5,521,645       | 5523352         |               |               |                |                | 27037993         | 27257245         | 66585334          | 66856835          | 271501         |
| Tamil Nadu               | 29681291                                | 29845231         | 0             | 0         | 15495199         | 15450255         | 7,419,439       | 7,323,605       | 167,635       | 188,010       |                |                | 25869312         | 25921142         | 78632876          | 78728243          | 95367          |
| U.P.(E)                  | 37426815                                | 37400385         | 0             | 0         | 17245091         | 17104862         | 7,475,025       | 7473038         |               |               |                |                | 40563725         | 40853555         | 102710656         | 102831840         | 121184         |
| U.P.(W)                  | 18962036                                | 19004620         | 0             | 0         | 15510494         | 15399180         | 4,890,092       | 4747091         |               |               |                |                | 24574153         | 24691463         | 63936775          | 63842354          | -94421         |
| West Bengal              | 18275872                                | 18400179         | 0             | 0         | 12977375         | 12925151         | 2,331,371       | 2310124         |               |               |                |                | 24547217         | 24503076         | 58131835          | 58138530          | 6695           |
| <b>Total</b>             | <b>387768192</b>                        | <b>389020497</b> | <b>2</b>      | <b>0</b>  | <b>218157676</b> | <b>217296787</b> | <b>86326477</b> | <b>85581027</b> | <b>167635</b> | <b>188010</b> | <b>1918693</b> | <b>1914766</b> | <b>474616191</b> | <b>476527220</b> | <b>1168954866</b> | <b>1170528307</b> | <b>1573441</b> |
| <b>Net Addition</b>      |   | <b>1252305</b>   |               | <b>-2</b> |                  | <b>-860889</b>   |                 | <b>-745450</b>  |               |               | <b>20375</b>   | <b>-3927</b>   |                  | <b>1911029</b>   | 0                 | <b>1573441</b>    |                |
| <b>Rural Subscribers</b> | 190,924,927                             | 191,133,987      | 0             | 0         | 107195606        | 106720671        | 27,230,804      | 27,158,268      | 0             | 0             | 35217          | 35202          | 209466901        | 210479993        | 534853455         | 535528121         | 674666         |

| Proportion of VLR on the date of Peak VLR in the month of Jun-24 (%) |              |              |               |              |               |              | Annexure-III |
|--|--------------|--------------|---------------|--------------|---------------|--------------|--------------|
| Circle   | Bharti       | BSNL         | Vodafone Idea | MTNL         | Reliance Com. | Reliance Jio | Total        |
| Andhra Pradesh   | 98.17        | 62.41        | 89.28         |              | -             | 89.94        | 91.14        |
| Assam  | 102.54       | 26.93        | 93.98         |              | -             | 98.74        | 92.12        |
| Bihar  | 90.86        | 34.43        | 85.31         |              | -             | 89.73        | 86.87        |
| Delhi  | 90.49        |              | 56.94         | 15.05        | -             | 88.97        | 77.96        |
| Gujarat  | 105.67       | 67.51        | 93.11         |              | -             | 95.81        | 95.61        |
| Haryana  | 103.98       | 28.60        | 91.13         |              | -             | 95.70        | 86.52        |
| Himachal Pradesh   | 104.67       | 53.64        | 114.97        |              | -             | 103.32       | 95.87        |
| J & K  | 93.90        | 64.39        | 85.11         |              | -             | 84.26        | 87.83        |
| Karnataka  | 98.53        | 60.59        | 79.76         |              | -             | 92.59        | 92.27        |
| Kerala   | 103.11       | 98.28        | 93.47         |              | -             | 88.55        | 95.17        |
| Kolkata  | 92.53        | 63.45        | 88.23         |              | -             | 91.73        | 89.47        |
| Madhya Pradesh   | 103.35       | 41.92        | 83.40         |              | -             | 92.43        | 89.97        |
| Maharashtra  | 107.85       | 62.90        | 90.71         |              | -             | 98.75        | 96.84        |
| Mumbai   | 80.64        |              | 70.21         | 72.46        | -             | 84.31        | 78.75        |
| North East   | 104.17       | 51.55        | 93.67         |              | -             | 111.27       | 100.95       |
| Odisha   | 103.43       | 47.55        | 96.70         |              | -             | 99.29        | 92.53        |
| Punjab   | 105.83       | 45.81        | 92.14         |              | -             | 91.82        | 92.04        |
| Rajasthan  | 99.93        | 40.23        | 89.08         |              | -             | 91.96        | 90.05        |
| Tamil Nadu   | 98.29        | 73.92        | 89.70         |              | -             | 82.12        | 88.95        |
| U.P. (E)   | 96.40        | 33.66        | 89.36         |              | -             | 92.39        | 89.08        |
| U.P. (W)   | 104.18       | 36.94        | 95.16         |              | -             | 90.87        | 91.86        |
| West Bengal  | 104.92       | 66.22        | 91.78         |              | -             | 98.15        | 97.61        |
| <b>Total</b>   | <b>98.92</b> | <b>54.31</b> | <b>86.64</b>  | <b>21.96</b> | -             | <b>92.53</b> | <b>90.65</b> |

**Note:** Peak VLR figures in some circles of some of the service providers are more than their HLR figures due to a large number of inroamers.

## VLR Subscribers in the Wireless Segment

**Home Location Register (HLR)** is a central database that contains details of each mobile phone subscriber that is authorized to use the GSM core network. The HLRs store details of every SIM card issued by the service provider. Each SIM has a unique identifier called an International Mobile Subscriber Identity (IMSI), which is the primary key to each HLR record. The HLR data is stored for as long as a subscriber remains with the service provider. HLR also manages the mobility of subscribers by means of updating their position in administrative areas. It sends the subscriber data to a Visitor Location Register (VLR).

**Subscriber numbers** reported by the service providers is the difference between the numbers of IMSI registered in service provider's HLR and sum of other figures as given below: -

|          |   |
|----------|---|
| <b>1</b> | <b>Total IMSI's in HLR (A)</b>                          |
| <b>2</b> | <b>Less: (B = a + b + c + d + e)</b>                    |
| a.       | Test/Service Cards                                      |
| b.       | Employees   |
| c.       | Stock in hand/in Distribution Channels<br>(Active Card) |
| d.       | Subscriber Retention period expired                     |
| e.       | Service suspended pending disconnection                 |
| <b>3</b> | <b>Subscribers Base (A-B)</b>                           |

**Visitor Location Register (VLR)** is a temporary database of the subscribers who have roamed into the particular area, which it serves. Each base station in the network is served by exactly one VLR; hence a subscriber cannot be present in more than one VLR at a time.

If subscriber is in active stage i.e. he is able to send/receive calls/SMSs he is available both in HLR and VLR. However, it may be possible that the subscriber is registered in HLR but not in VLR due to the reason that he is either switched-off or moved out of coverage area, not reachable etc. In such circumstances he will be available in HLR but not in VLR. This causes difference between subscriber number reported by the service providers based on HLR and numbers available in VLR.

The VLR subscriber data calculated here is based on active subscribers in VLR on the date of Peak subscriber number in VLR of the particular month for which the data is being collected. This data is to be taken from the switches having the purge time of not more than 72 hours.