

## **Information Note to the Press (Press Release No. 20 /2010)**

### **TELECOM REGULATORY AUTHORITY OF INDIA**

New Delhi, 26<sup>th</sup> April 2010

**For Immediate release**

**Website :- [www.trai.gov.in](http://www.trai.gov.in)**

#### **Telecom Subscription Data as on 31<sup>st</sup> March 2010**

- ❖ **Total Telephone subscriber base reaches 621.28 Million**
  - **Wireless subscription reaches 584.32 Million**
  - **Wireline subscription remains at 36.96 Million**
- ❖ **20.31 Million new additions in wireless**
- ❖ **Overall Tele-density reaches 52.74**
- ❖ **Broadband subscription is 8.75 million**

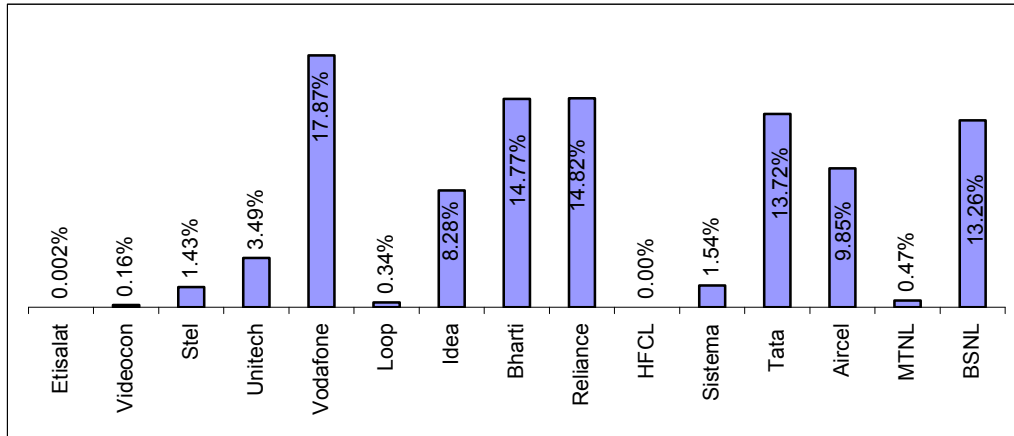
The number of telephone subscribers in India increased to **621.28** Million at the end of March-2010 from **600.98** Million in February-2010, thereby registering a growth rate of 3.38%. With this, ***the overall Tele-density in India reaches 52.74.***

#### **Wireless Segment (GSM, CDMA & FWP)**

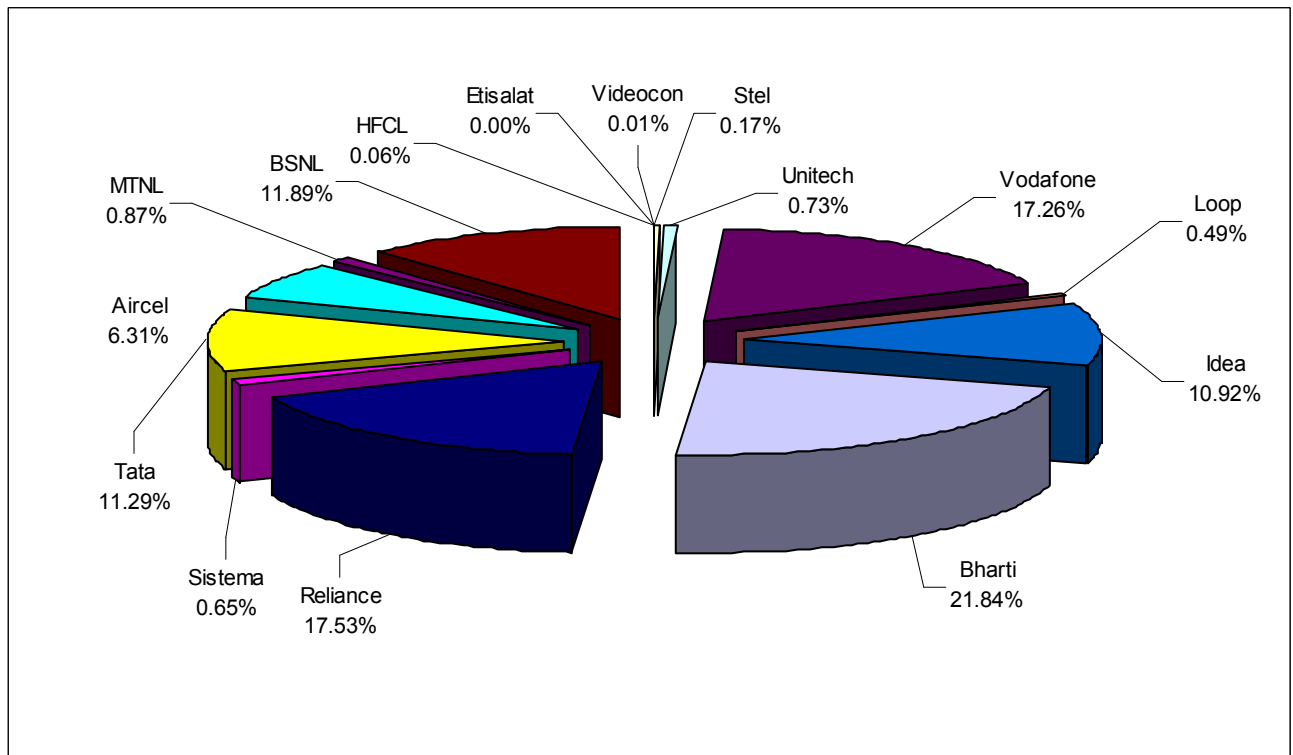
Wireless subscriber base increased from 564.02 Million in February-2010 to 584.32 Million at the end of March-2010 registering a growth of 3.60%. Wireless Tele-density stands at 49.60. Detailed statistics is at Annexure-I.

## Wireless Service:

### A. Service Providers' share in net additions during the month of March-2010



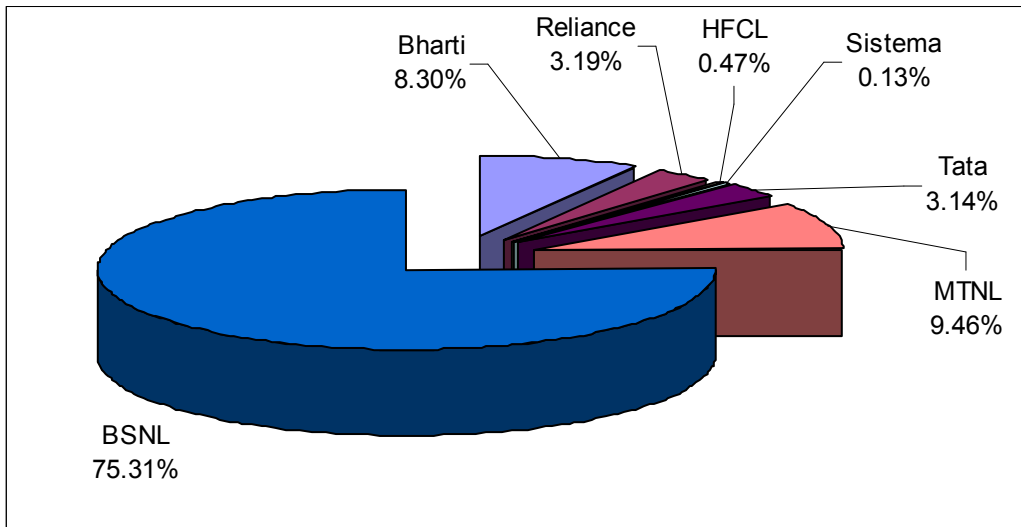
### B. Service Provider wise Market Share as on 31-3-2010



## Wireline Segment

Wireline subscriber base at the end of March 2010 remains at 36.96 Million, same as in February-2010. BSNL/MTNL, two PSU operators hold 84.77% of the Wireline market share. Overall Wireline teledensity is 3.14. Detailed statistics is at Annexure-II.

## Service Provider wise Market Share as on 31-3-2010



**Category wise Net Additions during the Month of March-2010**

Category	Net Additions	
	Wireline	Wireless
Circle A	39990	6712850
Circle B	-34531	8714317
Circle C	-13412	3217495
Metro	6980	1660850
<b>All India</b>	<b>-973</b>	<b>20305512</b>

**Category-wise Growth Rate in Access Service**

Category	Monthly Rate of Growth (February-2010 to March-2010)		Yearly rate of growth (March-2009 to March-2010)	
	Wireline	Wireless	Wireline	Wireless
Circle A	0.29%	3.3%	-3.3%	45.0%
Circle B	-0.27%	4.0%	-4.5%	52.6%
Circle C	-0.41%	4.4%	-3.5%	68.3%
Metro	0.10%	2.4%	2.6%	34.7%
<b>All India</b>	<b>0.00%</b>	<b>3.60%</b>	<b>-2.7%</b>	<b>49.2%</b>

**Broadband ( $\geq$  256 Kbps download)**

Total Broadband subscriber base has increased from 8.59 million in February-2010 to 8.75 million in March-2010, there by showing a growth of 1.90%.

Note: Information in the Press Release is based on the data provided by the Service Providers/ Service Providers' Association.

---

Contact details in case of any clarification:

Raj Pal, Advisor (ER), TRAI  
Mahanagar Doorsanchar Bhawan  
Jawahar Lal Nehru Marg,  
New Delhi – 110002  
Ph: 011-23230752  
Fax: 011-23236650  
E-mail: [adveco@traigov.in](mailto:adveco@traigov.in)

Authorised to issue.

(Raj Pal)

**Wireless Subscriber Base**  
Page 1 of 3

Circle	Group													
	Vodafone		Loop		Idea		Bharti		Reliance		HFCL		Sistema *	
	Feb-10	Mar-10	Feb-10	Mar-10	Feb-10	Mar-10	Feb-10	Mar-10	Feb-10	Mar-10	Feb-10	Mar-10	Feb-10	Mar-10
Andhra Pradesh	5,615,937	5,816,985	-	-	6,127,109	6,329,768	12,636,758	12,994,687	6,768,028	6,968,225	-	-	-	-
Assam	740,912	806,624	-	-	69,454	82,932	2,263,841	2,405,418	1,680,418	1,712,589	-	-	-	-
Bihar	3,019,255	3,171,530	-	-	3,002,878	3,047,161	10,672,516	11,003,161	7,002,791	7,036,708	-	-	263,202	296,048
Delhi	4,919,056	5,066,868	-	-	2,540,849	2,590,843	5,885,129	5,915,225	5,628,193	5,722,166	-	-	238,391	239,785
Gujarat	10,334,374	10,824,674	-	-	5,400,195	5,401,625	5,270,747	5,456,615	5,330,919	5,586,664	-	-	-	-
Himachal Pradesh	161,150	169,632	-	-	250,765	265,079	1,295,571	1,317,893	1,151,733	1,170,484	-	-	-	-
Haryana	2,802,394	2,914,333	-	-	2,080,513	2,159,583	1,524,339	1,533,936	2,391,951	2,455,981	-	-	4,859	8,573
J & K	159,786	175,304	-	-	38,885	54,415	1,952,346	1,887,301	478,147	495,995	-	-	-	-
Karnataka	5,001,887	5,167,390	-	-	2,551,144	2,632,640	12,363,209	12,643,329	5,504,827	5,644,160	-	-	180,741	229,451
Kerala	4,125,889	4,211,260	-	-	5,232,148	5,361,123	3,102,380	3,131,680	3,351,662	3,392,144	-	-	172,571	188,993
Kolkata	3,478,485	3,539,014	-	-	461,892	553,099	2,764,181	2,784,299	3,596,651	3,698,258	-	-	313,612	340,659
Madhya Pradesh	1,662,332	1,845,230	-	-	7,150,431	7,251,972	6,429,341	6,640,488	8,188,338	8,414,503	-	-	-	-
Maharashtra	6,908,481	7,172,127	-	-	9,146,389	9,356,847	6,601,480	6,628,989	6,871,987	7,126,704	-	-	1,683	2,287
Mumbai	5,042,226	5,110,911	2,776,234	2,844,583	1,432,489	1,537,515	3,015,034	3,045,394	5,687,318	5,798,141	-	-	48,654	75,958
North East	452,136	488,702	-	-	17,289	26,277	1,384,827	1,432,364	507,835	513,223	-	-	-	-
Orissa	963,561	1,071,216	-	-	559,334	601,268	3,936,925	4,134,100	2,614,695	2,698,945	-	-	-	-
Punjab	3,024,403	3,122,802	-	-	3,193,901	3,271,439	4,656,941	4,789,971	2,550,085	2,644,759	327,792	328,318	-	-
Rajasthan	7,273,081	7,476,607	-	-	2,268,543	2,342,491	10,231,123	10,302,531	4,791,793	5,142,441	-	-	1,172,873	1,252,052
Tamil Nadu	8,786,783	9,008,871	-	-	743,347	787,849	10,806,716	10,917,428	6,683,983	6,562,503	-	-	537,245	560,175
U.P.(E)	9,561,217	10,002,619	-	-	3,613,016	3,688,675	8,643,635	9,048,192	8,138,842	8,601,534	-	-	-	-
U.P.(W)	6,214,740	6,403,482	-	-	5,653,815	5,848,086	3,777,607	4,040,155	5,960,325	6,271,026	-	-	-	-
West Bengal	6,981,789	7,292,177	-	-	609,243	634,001	5,404,559	5,566,158	4,532,952	4,764,992	-	-	528,533	581,163
<b>Total</b>	<b>97,229,874</b>	<b>100,858,358</b>	<b>2,776,234</b>	<b>2,844,583</b>	<b>62,143,629</b>	<b>63,824,688</b>	<b>124,619,205</b>	<b>127,619,314</b>	<b>99,413,473</b>	<b>102,422,145</b>	<b>327,792</b>	<b>328,318</b>	<b>3,462,364</b>	<b>3,775,144</b>
<b>Net Additions during March-2010</b>		<b>3,628,484</b>		<b>68,349</b>		<b>1,681,059</b>		<b>3,000,109</b>		<b>3,008,672</b>		<b>526</b>		<b>312,780</b>

\* Feb-2010 figure, since corrected by Sistema.

**Wireless Subscriber Base**  
**Page 2 of 3**

Circle	Group											
	Tata		Aircel / Dishnet		Stel		Unitech		Videocon		Etisalat	
	Feb-10	Mar-10	Feb-10	Mar-10	Feb-10	Mar-10	Feb-10	Mar-10	Feb-10	Mar-10	Feb-10	Mar-10
Andhra Pradesh	7,164,924	7,384,531	862,175	975,622	-	-	575,628	638758	-	-	-	49
Assam	79,878	85,381	2,460,675	2,521,187	-	-	-	-	-	-	-	-
Bihar	3,024,062	3,406,887	2,947,032	3,205,641	365,490	470413	465,007	594414	-	-	-	-
Delhi	5,209,346	5,240,907	967,991	1,119,338	-	-	-	-	-	-	-	70
Gujarat	1,575,945	1,817,137	-	-	-	-	-	-	-	-	-	10
Himachal Pradesh	136,328	142,370	431,110	467,276	134,384	176544	-	-	-	-	-	-
Haryana	2,344,591	2,488,029	-	-	-	-	-	-	-	400	-	-
J & K	128,242	103,177	1,794,519	1,856,598	-	-	-	-	-	-	-	-
Karnataka	5,261,234	5,486,028	699,911	766,765	-	-	592,514	621091	-	-	-	44
Kerala	2,257,391	2,276,230	1,051,163	1,216,806	-	-	203,404	254158	-	-	-	50
Kolkata	2,299,135	2,395,301	1,207,999	1,252,931	-	-	-	-	-	-	-	-
Madhya Pradesh	3,481,264	3,637,339	-	-	-	-	-	-	-	-	-	-
Maharashtra	7,570,932	7,864,378	279,055	370,577	-	-	-	-	-	-	-	8
Mumbai	4,365,142	4,476,397	862,325	903,357	-	-	-	-	-	-	-	-
North East	61,920	65,898	1,656,676	1,710,812	-	-	-	-	-	-	-	-
Orissa	1,807,192	1,966,154	1,644,137	1,700,160	217,225	359870	184,754	233093	-	-	-	-
Punjab	2,124,336	2,275,326	-	-	-	-	-	-	-	-	-	33
Rajasthan	2,704,775	2,729,280	-	-	-	-	-	-	-	-	-	50
Tamil Nadu	4,105,774	4,256,197	14,330,142	14,910,238	-	-	522,189	636523	-	31778	-	-
U.P.(E)	2,716,819	2,824,923	814,571	901,538	-	-	608,050	765256	-	-	-	40
U.P.(W)	3,184,863	3,303,108	703,183	752,398	-	-	403,934	520743	-	-	-	-
West Bengal	1,551,801	1,717,277	2,148,329	2,229,930	-	-	-	-	-	-	-	-
<b>Total</b>	<b>63,155,894</b>	<b>65,942,255</b>	<b>34,860,993</b>	<b>36,861,174</b>	<b>717,099</b>	<b>1,006,827</b>	<b>3,555,480</b>	<b>4,264,036</b>	<b>0</b>	<b>32,178</b>	<b>0</b>	<b>354</b>
<b>Net Additions during March-2010</b>		<b>2,786,361</b>		<b>2,000,181</b>		289,728		708,556		32,178		354

Circle	MTNL		BSNL		Circle-wise Total		
	Feb-10	Mar-10	Feb-10	Mar-10	Feb-10	Mar-10	Net Addition
Andhra Pradesh	-	-	4,403,487	4,516,139	44,154,046	45,624,764	1,470,718
Assam	-	-	1,126,199	1,141,922	8,421,377	8,756,053	334,676
Bihar	-	-	4,699,706	4,741,288	35,461,939	36,973,251	1,511,312
Delhi	2,359,303	2,404,388	-	-	27,748,258	28,299,590	551,332
Gujarat	-	-	3,112,259	3,262,424	31,024,439	32,349,149	1,324,710
Himachal Pradesh	-	-	1,256,099	1,276,095	4,817,140	4,985,373	168,233
Haryana	-	-	2,433,944	2,573,964	13,582,591	14,134,799	552,208
J & K	-	-	978,418	974,487	5,530,343	5,547,277	16,934
Karnataka	-	-	3,713,398	3,941,833	35,868,865	37,132,731	1,263,866
Kerala	-	-	4,068,911	4,162,177	23,565,519	24,194,621	629,102
Kolkata	-	-	1,783,357	1,838,313	15,905,312	16,401,874	496,562
Madhya Pradesh	-	-	3,951,086	4,190,233	30,862,792	31,979,765	1,116,973
Maharashtra	-	-	4,853,360	4,994,064	42,233,367	43,515,981	1,282,614
Mumbai	2,639,506	2,689,628	-	-	25,868,928	26,481,884	612,956
North East	-	-	1,016,183	1,072,574	5,096,866	5,309,850	212,984
Orissa	-	-	2,370,548	2,506,921	14,298,371	15,271,727	973,356
Punjab	-	-	3,565,885	3,664,242	19,443,343	20,096,890	653,547
Rajasthan	-	-	4,142,461	4,495,427	32,584,649	33,740,879	1,156,230
Tamil Nadu	-	-	5,795,591	6,011,150	52,311,770	53,682,712	1,370,942
U.P.(E)	-	-	7,852,629	8,199,211	41,948,779	44,031,988	2,083,209
U.P.(W)	-	-	3,329,550	3,507,857	29,228,017	30,646,855	1,418,838
West Bengal	-	-	2,303,973	2,379,691	24,061,179	25,165,389	1,104,210
<b>Total</b>	<b>4,998,809</b>	<b>5,094,016</b>	<b>66,757,044</b>	<b>69,450,012</b>	<b>564,017,890</b>	<b>584,323,402</b>	<b>20,305,512</b>
<b>Net Additions during March-2010</b>		95,207		2,692,968		<b>20,305,512</b>	



**Wireline Subscriber Base**  
**Page 1 of 1**

Circle	GROUP														Circle-wise Total		
	Bharti		Reliance		HFCL		Sistema		Tata		MTNL		BSNL		Feb-10	Mar-10	Net Addition
	Feb-10	Mar-10	Feb-10	Mar-10	Feb-10	Mar-10	Feb-10	Mar-10	Feb-10	Mar-10	Feb-10	Mar-10	Feb-10	Mar-10	Feb-10	Mar-10	
Andhra Pradesh	116,936	117,254	83,547	83,476	--	--	--	--	154,426	153,648	--	--	2,086,552	2,107,406	2,441,461	2,461,784	20,323
Assam	--	--	--	--	--	--	--	--	386	614	--	--	325,912	307,725	326,298	308,339	-17,959
Bihar	--	--	3,025	3,105	--	--	--	--	6,320	6,660	--	--	1,371,745	1,373,578	1,381,090	1,383,343	2,253
Delhi	943,770	955,591	172,127	172,460	--	--	--	--	43,464	45,324	1,536,329	1,537,460	--	--	2,695,690	2,710,835	15,145
Gujarat	46,870	47,124	114,995	115,498	--	--	--	--	51,666	53,203	--	--	1,862,645	1,865,968	2,076,176	2,081,793	5,617
Himachal Pradesh	--	--	3,370	3,365	--	--	--	--	1222	1253	--	--	353,135	353,228	357,727	357,846	119
Haryana	22,169	22,207	3,419	3,246	--	--	--	--	9,569	10,319	--	--	781,233	786,644	816,390	822,416	6,026
J & K	--	--	8	8	--	--	--	--	50	59	--	--	231,310	232,013	231,368	232,080	712
Karnataka	464,388	467,157	100,056	100,024	--	--	--	--	106,976	106,956	--	--	2,086,186	2,101,485	2,757,606	2,775,622	18,016
Kerala	51,719	51,808	53,553	53,448	--	--	--	--	9,436	9,641	--	--	3,374,331	3,345,461	3,489,039	3,460,358	-28,681
Kolkata	75,656	75,992	93,947	93,959	--	--	--	--	21,974	22,562	--	--	1,312,606	1,270,929	1,504,183	1,463,442	-40,741
Madhya Pradesh	305,183	305,610	32,414	32,491	--	--	--	--	3,484	3,750	--	--	1,229,165	1,229,412	1,570,246	1,571,263	1,017
Maharashtra	60,744	61,472	80,201	81,220	--	--	--	--	164,343	170,093	--	--	2,706,476	2,696,924	3,011,764	3,009,709	-2,055
Mumbai	303,132	305,901	187,301	190,367	--	--	--	--	476,570	489,963	1,945,946	1,959,294	--	--	2,912,949	2,945,525	32,576
North East	--	--	--	--	--	--	--	--	79	83	--	--	325,721	326,289	325,800	326,372	572
Orissa	--	--	3,347	3,385	--	--	--	--	4,929	5,183	--	--	604,245	604,844	612,521	613,412	891
Punjab	95,779	96,148	40,521	40,367	171,583	173,407	--	--	11,976	12,103	--	--	1,285,673	1,281,984	1,605,532	1,604,009	-1,523
Rajasthan	36,083	36,258	21,589	21,568	--	--	52,625	49,416	3,668	3,942	--	--	1,416,881	1,414,030	1,530,846	1,525,214	-5,632
Tamil Nadu	449,666	454,662	135,772	136,481	--	--	--	--	51,319	51,563	--	--	2,938,170	2,930,310	3,574,927	3,573,016	-1,911
U.P.(E)	45,425	46,404	34,112	34,107	--	--	--	--	8,390	8,391	--	--	1,406,244	1,409,511	1,494,171	1,498,413	4,242
U.P.(W)	23,193	23,271	7,387	7,152	--	--	--	--	4,599	4,785	--	--	1,288,596	1,290,869	1,323,775	1,326,077	2,302
West Bengal	--	--	2,192	1,685	--	--	--	--	1,858	2,181	--	--	914,048	901,950	918,098	905,816	-12,282
<b>Operator-wise Total</b>	<b>3,040,713</b>	<b>3,066,859</b>	<b>1,172,883</b>	<b>1,177,412</b>	<b>171,583</b>	<b>173,407</b>	<b>52,625</b>	<b>49,416</b>	<b>1,136,704</b>	<b>1,162,276</b>	<b>3,482,275</b>	<b>3,496,754</b>	<b>27,900,874</b>	<b>27,830,560</b>	<b>36,957,657</b>	<b>36,956,684</b>	<b>-973</b>

<b>Net Additions during March-2010</b>		26,146		4,529		1,824		-3,209		25,572		14,479		-70,314		-973	
--	--	--------	--	-------	--	-------	--	--------	--	--------	--	--------	--	---------	--	------	--